

2.1.3 What is the governance of the digital innovation strategy?

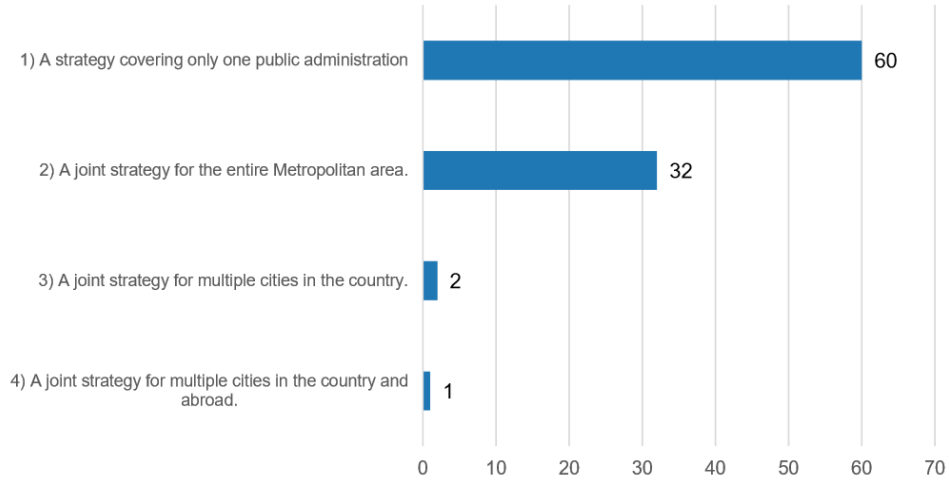
REFERENCE SAMPLE

Question type: **Multiple choice**
 Number of analysed questionnaires: **155**
 Number of cities respond to this specific question: **87 (56%)**

<i>Answer</i>	<i>Count</i>	<i>Percentage*</i>
1) A strategy covering only one public administration	60	69%
2) A joint strategy for the entire Metropolitan area.	32	37%
3) A joint strategy for multiple cities in the country.	2	2%
4) A joint strategy for multiple cities in the country and abroad.	1	1%

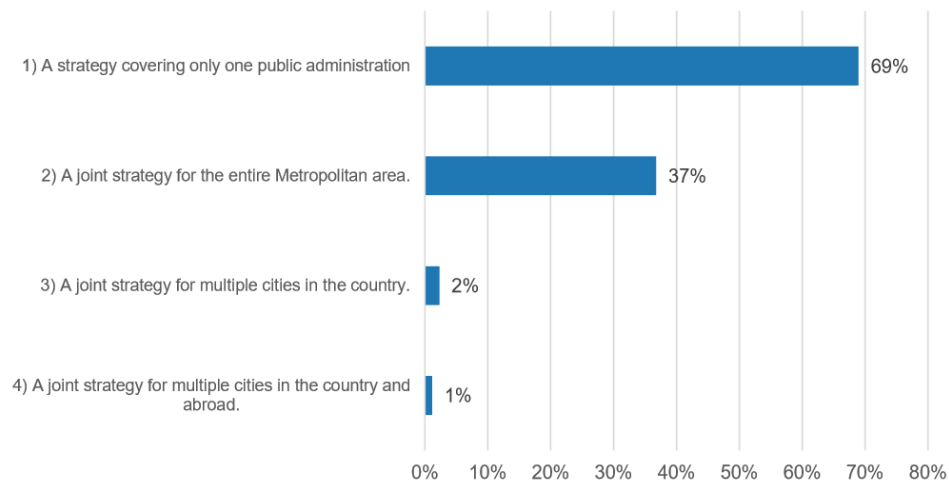
* The percentage refers to the respondents to this specific question. The grand total could be more than 100% in the case of multiple choice questions.

2.1.3 What is the governance of the digital innovation strategy?



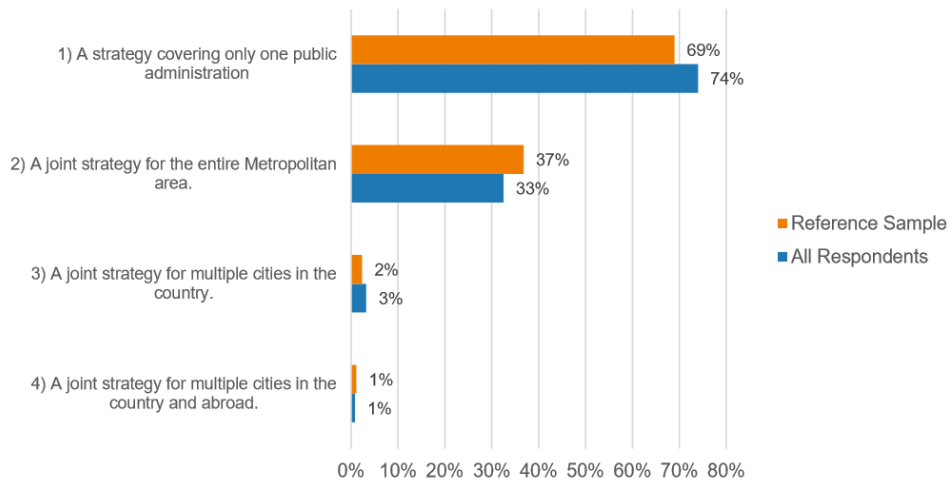
Question type	Data sample	Cluster	Value
Multiple choice	Reference Sample	-	Count

2.1.3 What is the governance of the digital innovation strategy?



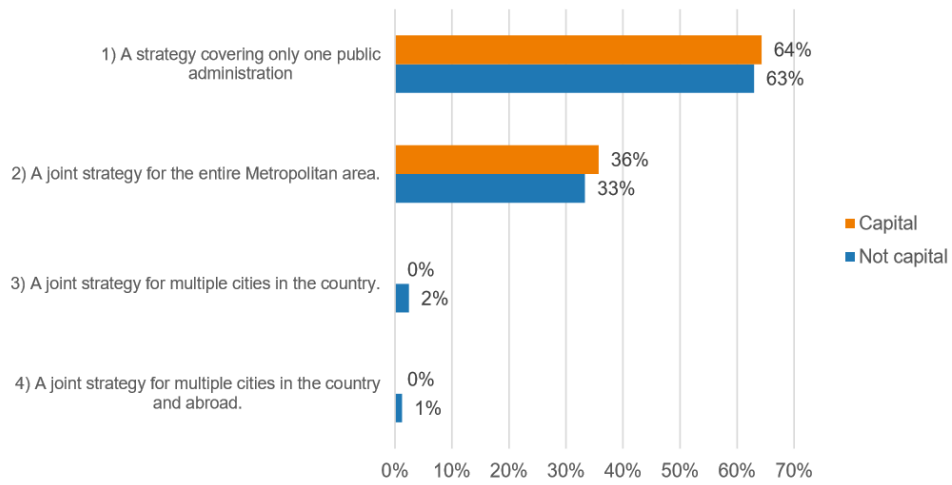
Question type	Data sample	Cluster	Value
Multiple choice	Reference Sample	-	Percentage

2.1.3 What is the governance of the digital innovation strategy?



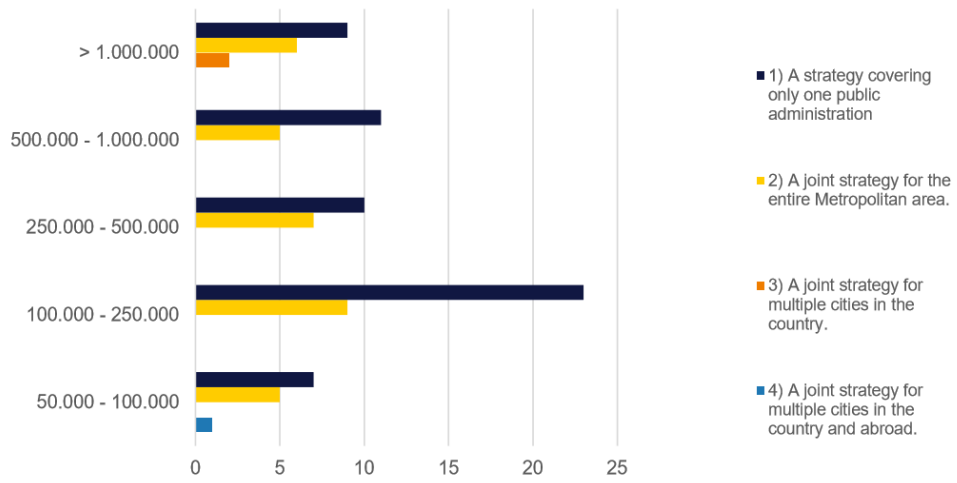
Question type	Data sample	Cluster	Value
Multiple choice	Reference Sample	Reference Sample	Percentage

2.1.3 What is the governance of the digital innovation strategy?



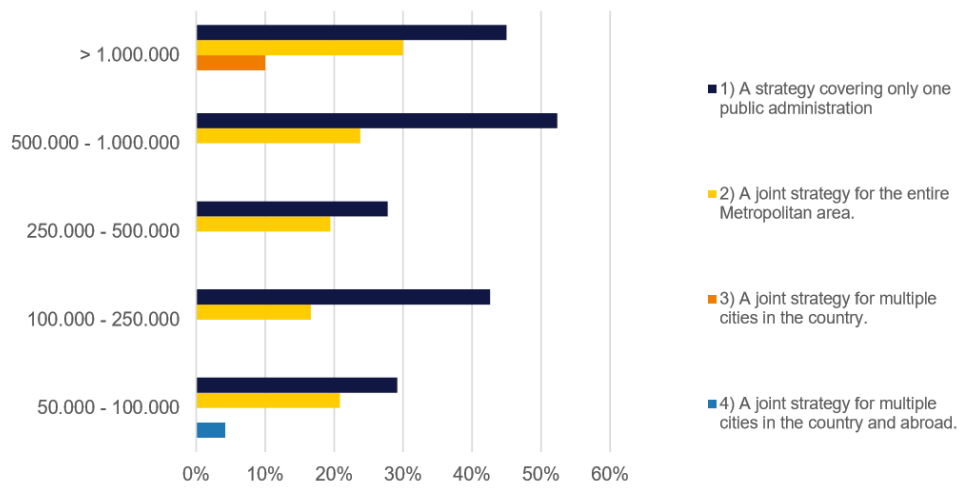
Question type	Data sample	Cluster	Value
Multiple choice	Reference Sample	Capital cities	Percentage

2.1.3 What is the governance of the digital innovation strategy?



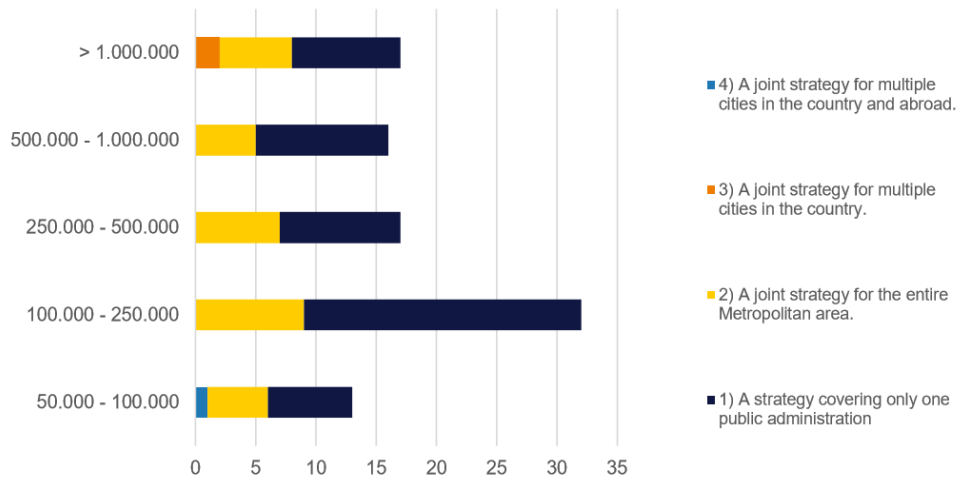
Question type	Data sample	Cluster	Value
Multiple choice	Reference Sample	Population	Count

2.1.3 What is the governance of the digital innovation strategy?



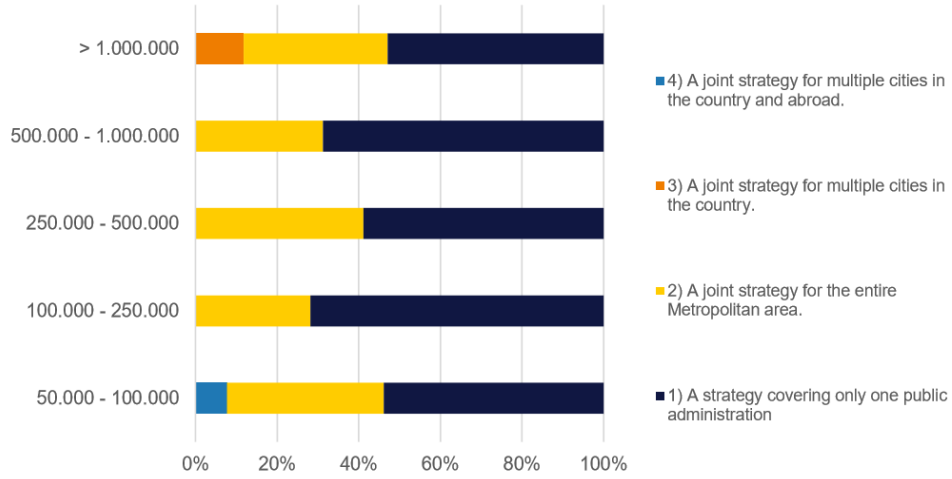
Question type	Data sample	Cluster	Value
Multiple choice	Reference Sample	Population	Percentage

2.1.3 What is the governance of the digital innovation strategy?



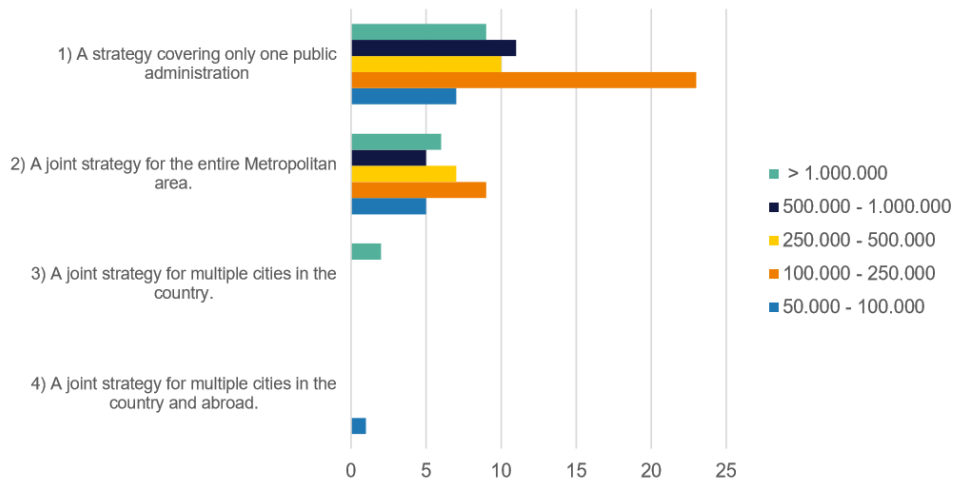
Question type	Data sample	Cluster	Value
Multiple choice	Reference Sample	Population	Count

2.1.3 What is the governance of the digital innovation strategy?



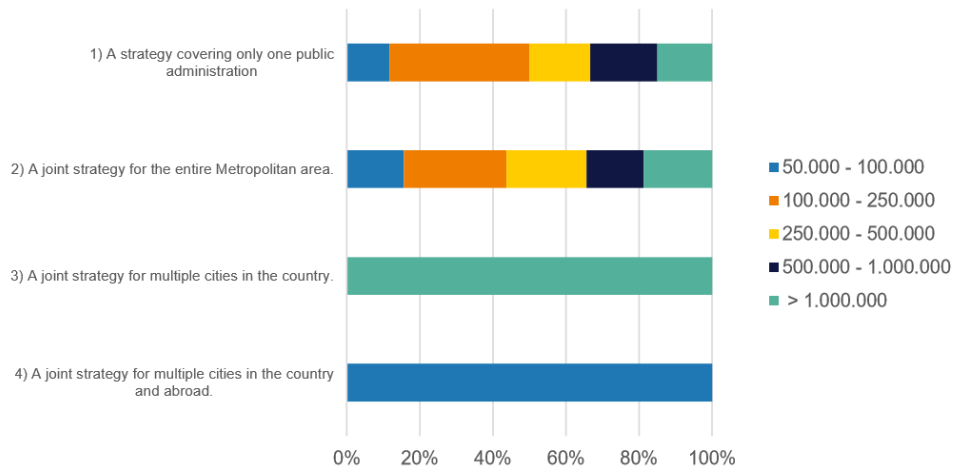
Question type	Data sample	Cluster	Value
Multiple choice	Reference Sample	Population	Percentage

2.1.3 What is the governance of the digital innovation strategy?



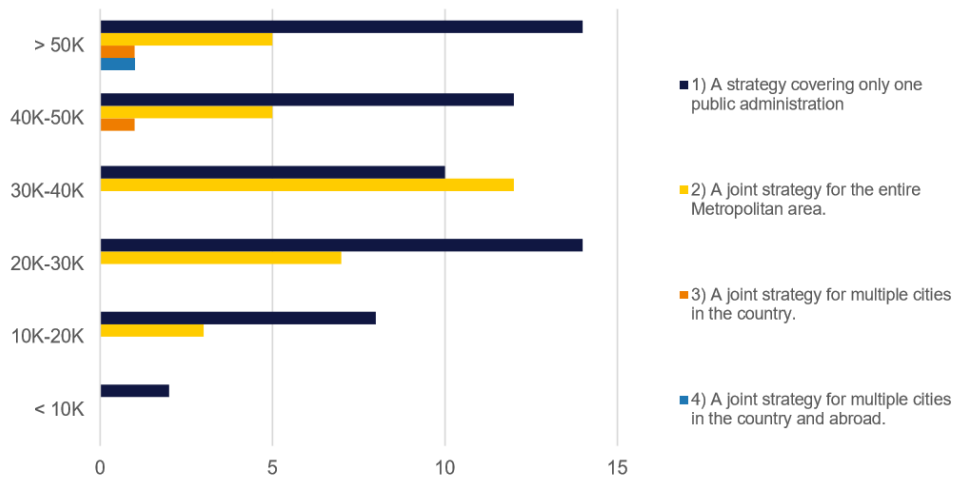
Question type	Data sample	Cluster	Value
Multiple choice	Reference Sample	Population	Count

2.1.3 What is the governance of the digital innovation strategy?



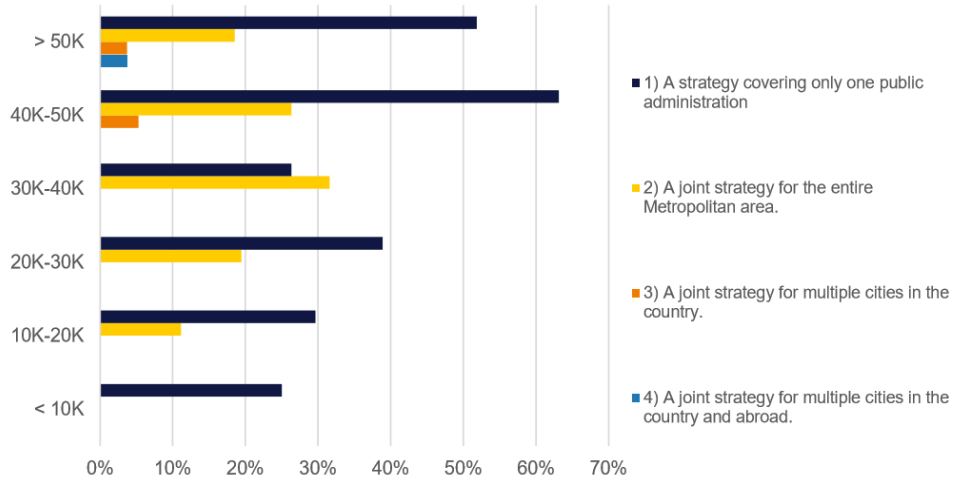
Question type	Data sample	Cluster	Value
Multiple choice	Reference Sample	Population	Percentage

2.1.3 What is the governance of the digital innovation strategy?



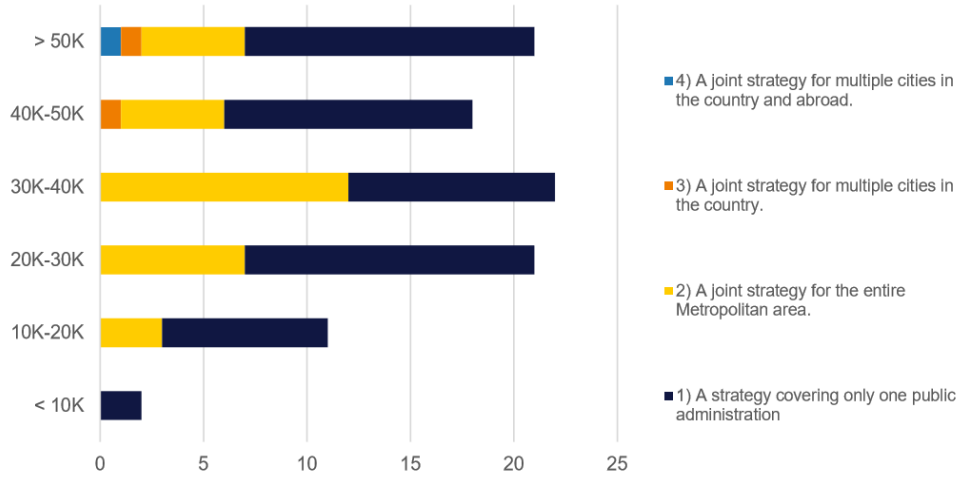
Question type	Data sample	Cluster	Value
Multiple choice	Reference Sample	GDPPC	Count

2.1.3 What is the governance of the digital innovation strategy?



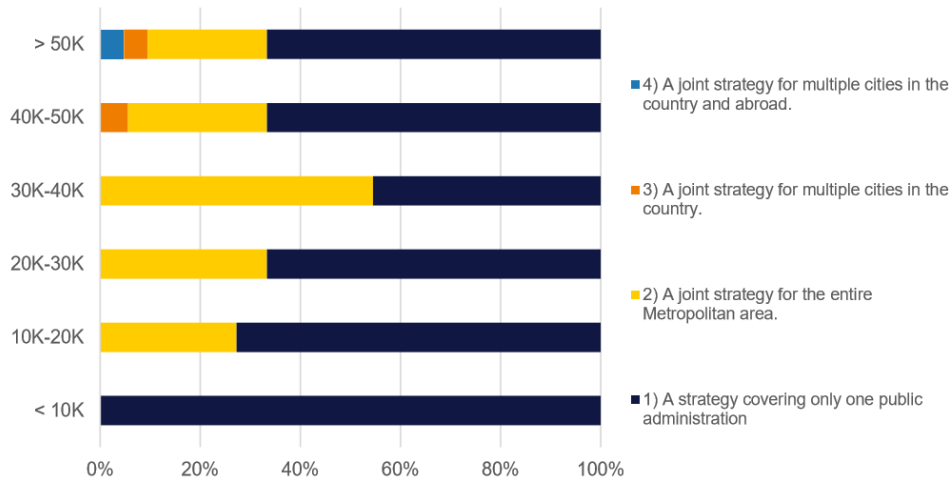
Question type	Data sample	Cluster	Value
Multiple choice	Reference Sample	GDPPC	Percentage

2.1.3 What is the governance of the digital innovation strategy?



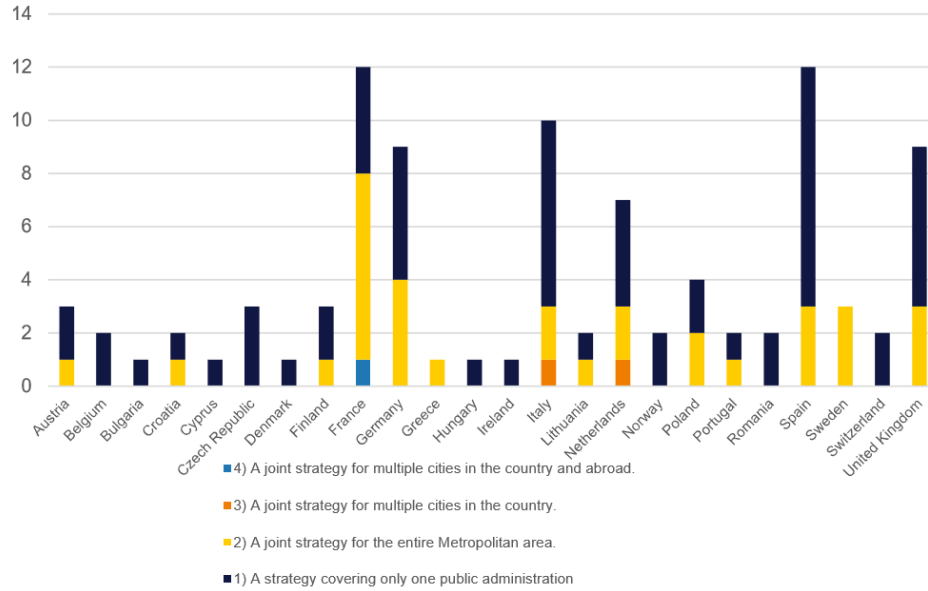
Question type	Data sample	Cluster	Value
Multiple choice	Reference Sample	GDPPC	Count

2.1.3 What is the governance of the digital innovation strategy?



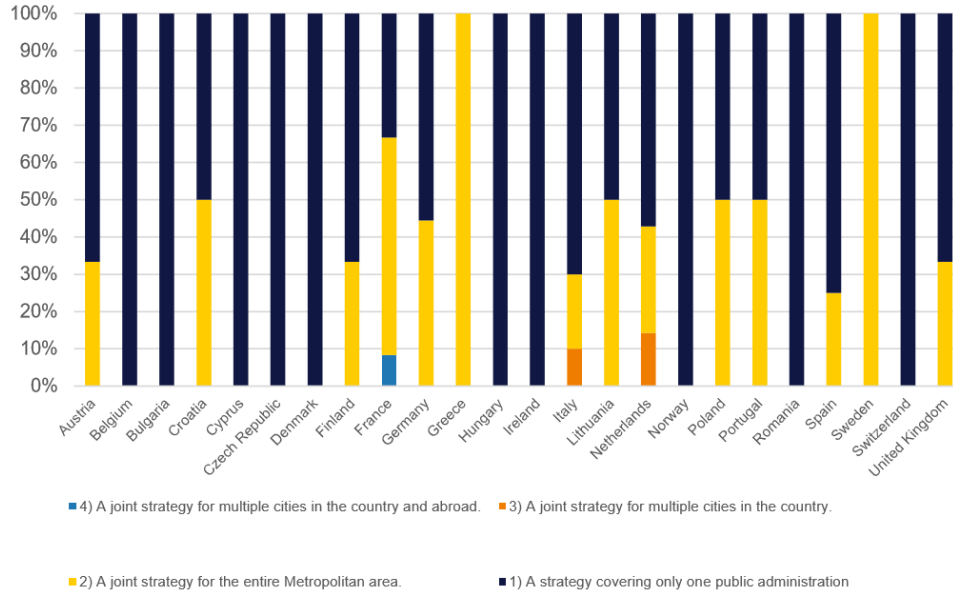
Question type	Data sample	Cluster	Value
Multiple choice	Reference Sample	GDPPC	Percentage

2.1.3 What is the governance of the digital innovation strategy?



Question type	Data sample	Cluster	Value
Multiple choice	Reference Sample	Country	Count

2.1.3 What is the governance of the digital innovation strategy?



Question type	Data sample	Cluster	Value
Multiple choice	Reference Sample	Country	Percentage

3.4 Q_2.1.4 Was the development of the strategy linked to regional, national or European regulatory frameworks, strategies, directives (such as, for example on EU level: the INSPIRE directive, EU Data Directive, Tallinn declaration, living.in.eu declaration, smart specialisation strategies, etc)?

2.1.4 Was the development of the strategy linked to regional, national or European regulatory frameworks, strategies, directives (for example: INSPIRE, EU Data Directive, Tallinn declaration, living.in.eu declaration, etc)?

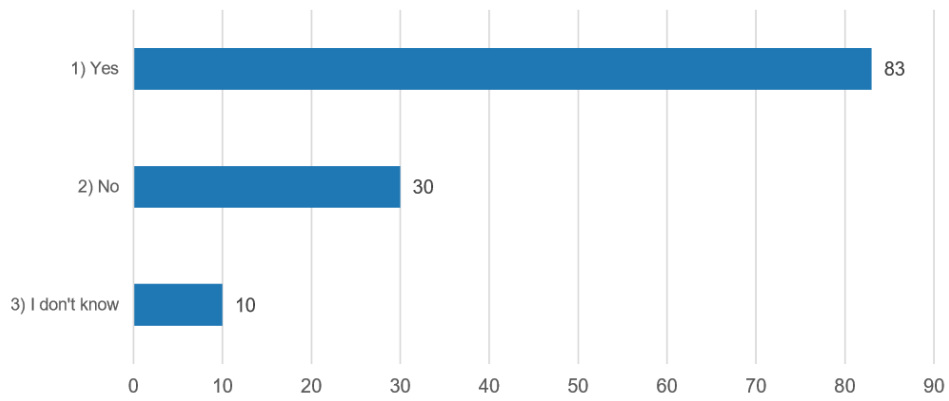
ALL RESPONDENTS

Question type: **Single choice**
 Number of analysed questionnaires: **246**
 Number of cities respond to this specific question: **123 (50%)**

<i>Answer</i>	<i>Count</i>	<i>Percentage*</i>
1) Yes	83	67%
2) No	30	24%
3) I don't know	10	8%

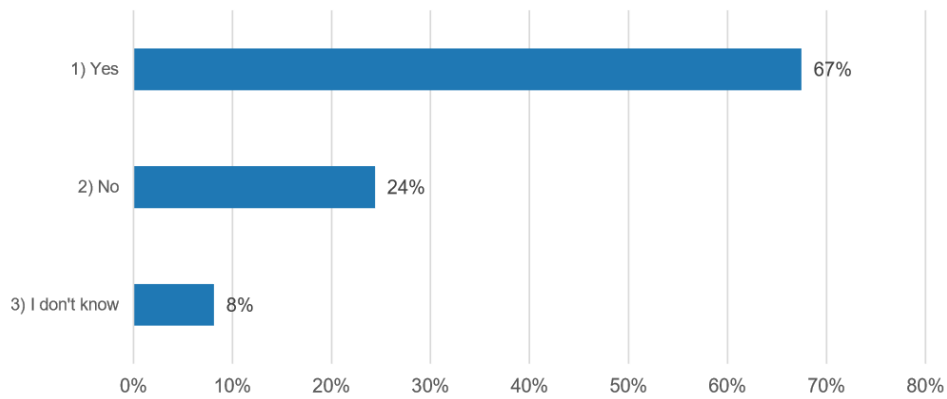
* The percentage refers to the respondents to this specific question. The grand total could be more than 100% in the case of multiple choice questions.

2.1.4 Was the development of the strategy linked to regional, national or European regulatory frameworks, strategies, directives (for example: INSPIRE, EU Data Directive, Tallinn declaration, living.in.eu declaration, etc)?



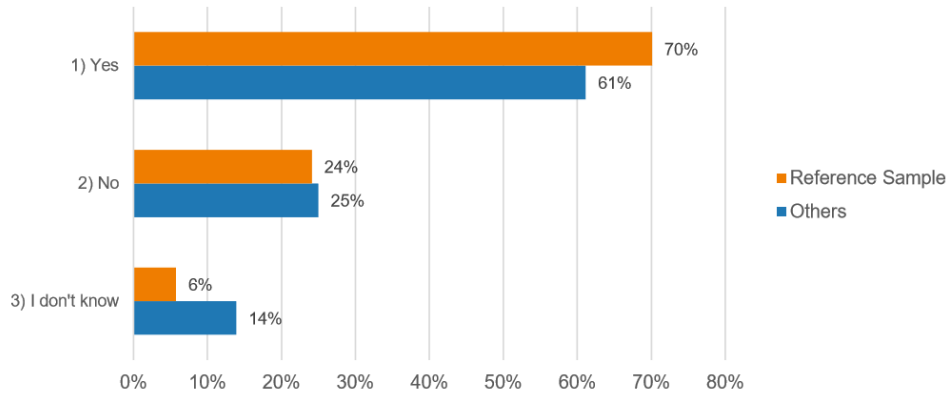
Question type	Data sample	Cluster	Value
Single choice	All Respondents	-	Count

2.1.4 Was the development of the strategy linked to regional, national or European regulatory frameworks, strategies, directives (for example: INSPIRE, EU Data Directive, Tallinn declaration, living.in.eu declaration, etc)?



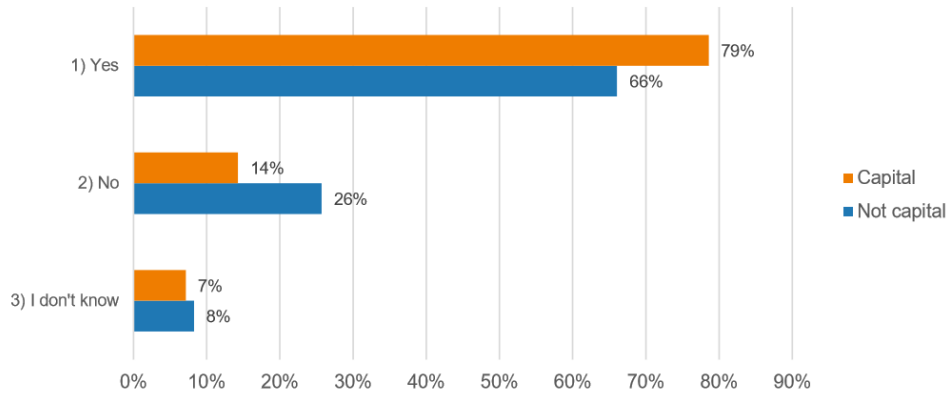
Question type	Data sample	Cluster	Value
Single choice	All Respondents	-	Percentage

2.1.4 Was the development of the strategy linked to regional, national or European regulatory frameworks, strategies, directives (for example: INSPIRE, EU Data Directive, Tallinn declaration, living.in.eu declaration, etc)?



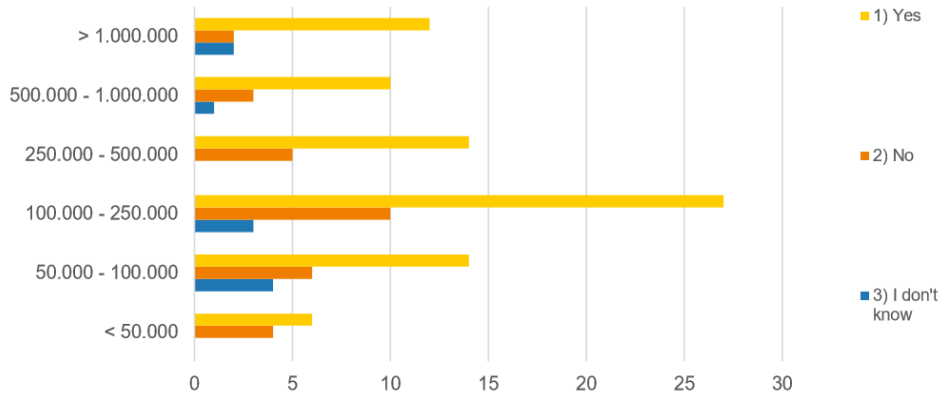
Question type	Data sample	Cluster	Value
Single choice	All Respondents	Reference Sample	Percentage

2.1.4 Was the development of the strategy linked to regional, national or European regulatory frameworks, strategies, directives (for example: INSPIRE, EU Data Directive, Tallinn declaration, living.in.eu declaration, etc)?



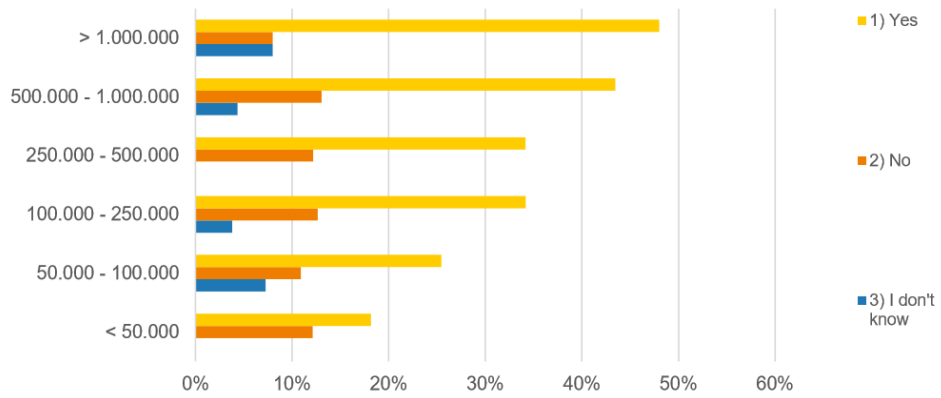
Question type	Data sample	Cluster	Value
Single choice	All Respondents	Capital cities	Percentage

2.1.4 Was the development of the strategy linked to regional, national or European regulatory frameworks, strategies, directives (for example: INSPIRE, EU Data Directive, Tallinn declaration, living.in.eu declaration, etc)?



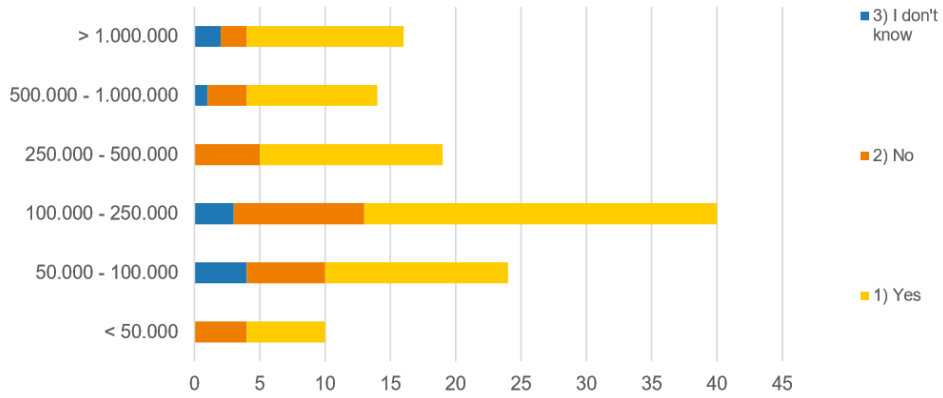
Question type	Data sample	Cluster	Value
Single choice	All Respondents	Population	Count

2.1.4 Was the development of the strategy linked to regional, national or European regulatory frameworks, strategies, directives (for example: INSPIRE, EU Data Directive, Tallinn declaration, living.in.eu declaration, etc)?



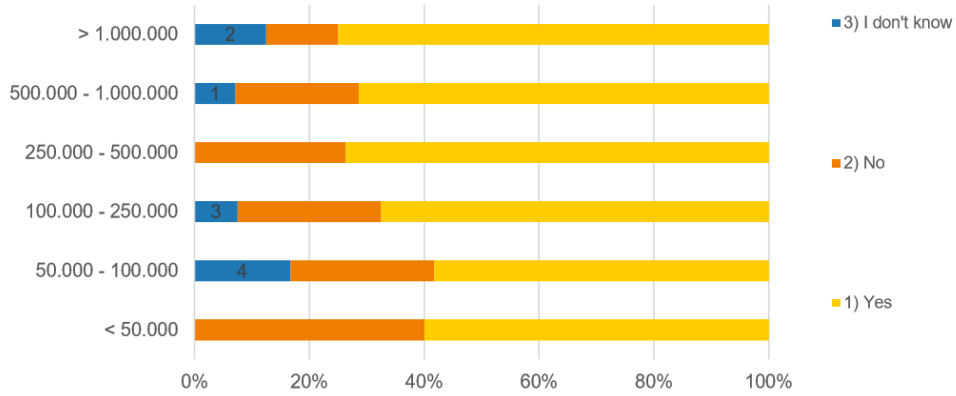
Question type	Data sample	Cluster	Value
Single choice	All Respondents	Population	Percentage

2.1.4 Was the development of the strategy linked to regional, national or European regulatory frameworks, strategies, directives (for example: INSPIRE, EU Data Directive, Tallinn declaration, living.in.eu declaration, etc)?



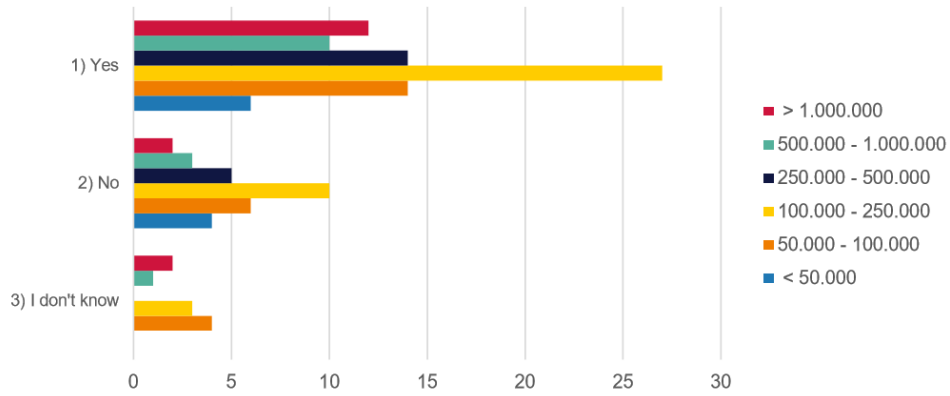
Question type	Data sample	Cluster	Value
Single choice	All Respondents	Population	Count

2.1.4 Was the development of the strategy linked to regional, national or European regulatory frameworks, strategies, directives (for example: INSPIRE, EU Data Directive, Tallinn declaration, living.in.eu declaration, etc)?



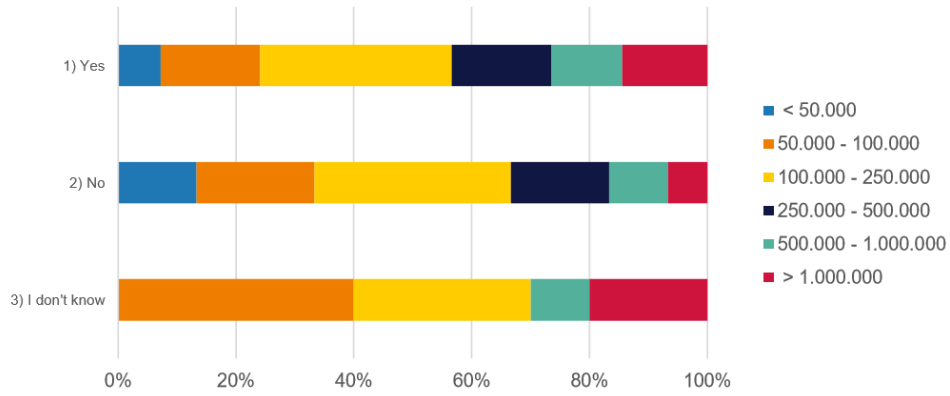
Question type	Data sample	Cluster	Value
Single choice	All Respondents	Population	Percentage

2.1.4 Was the development of the strategy linked to regional, national or European regulatory frameworks, strategies, directives (for example: INSPIRE, EU Data Directive, Tallinn declaration, living.in.eu declaration, etc)?



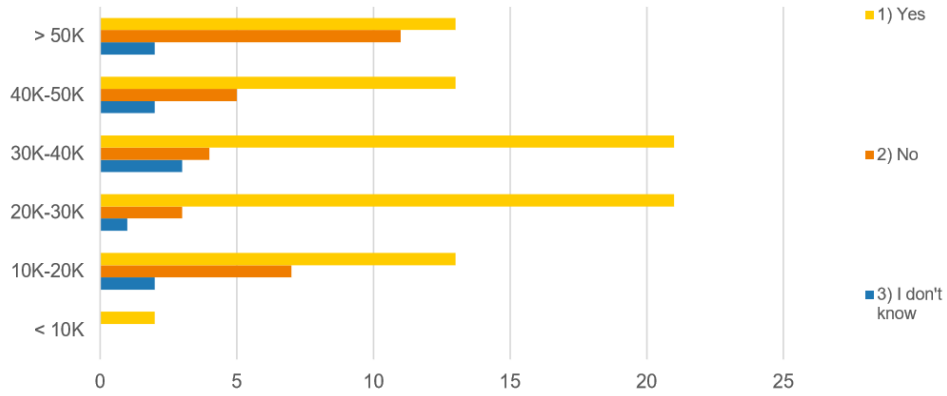
Question type	Data sample	Cluster	Value
Single choice	All Respondents	Population	Count

2.1.4 Was the development of the strategy linked to regional, national or European regulatory frameworks, strategies, directives (for example: INSPIRE, EU Data Directive, Tallinn declaration, living.in.eu declaration, etc)?



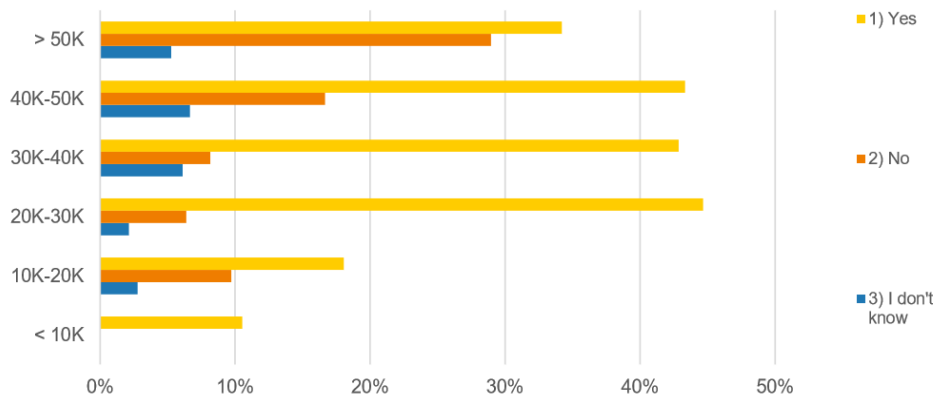
Question type	Data sample	Cluster	Value
Single choice	All Respondents	Population	Percentage

2.1.4 Was the development of the strategy linked to regional, national or European regulatory frameworks, strategies, directives (for example: INSPIRE, EU Data Directive, Tallinn declaration, living.in.eu declaration, etc)?



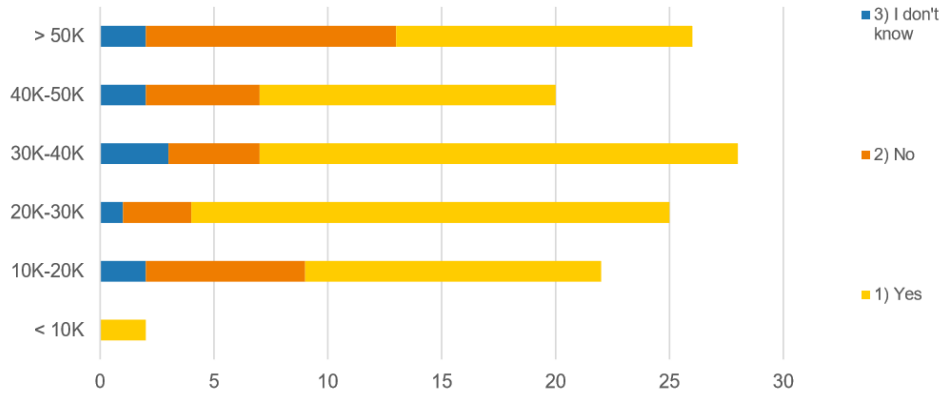
Question type	Data sample	Cluster	Value
Single choice	All Respondents	GDPPC	Count

2.1.4 Was the development of the strategy linked to regional, national or European regulatory frameworks, strategies, directives (for example: INSPIRE, EU Data Directive, Tallinn declaration, living.in.eu declaration, etc)?



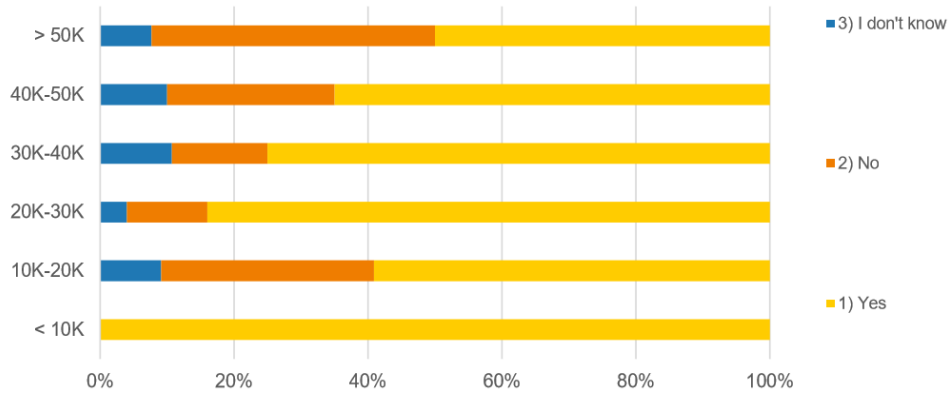
Question type	Data sample	Cluster	Value
Single choice	All Respondents	GDPPC	Percentage

2.1.4 Was the development of the strategy linked to regional, national or European regulatory frameworks, strategies, directives (for example: INSPIRE, EU Data Directive, Tallinn declaration, living.in.eu declaration, etc)?



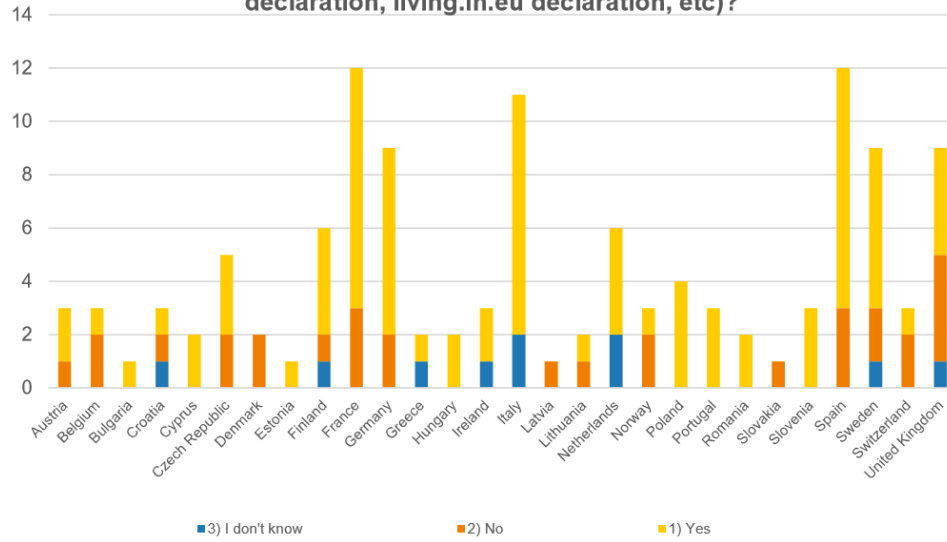
Question type	Data sample	Cluster	Value
Single choice	All Respondents	GDPPC	Count

2.1.4 Was the development of the strategy linked to regional, national or European regulatory frameworks, strategies, directives (for example: INSPIRE, EU Data Directive, Tallinn declaration, living.in.eu declaration, etc)?



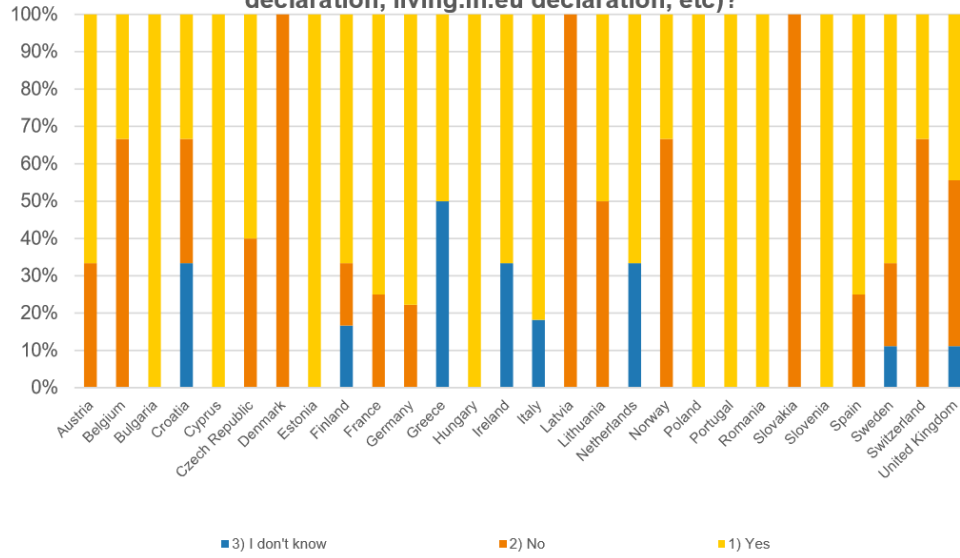
Question type	Data sample	Cluster	Value
Single choice	All Respondents	GDPPC	Percentage

2.1.4 Was the development of the strategy linked to regional, national or European regulatory frameworks, strategies, directives (for example: INSPIRE, EU Data Directive, Tallinn declaration, living.in.eu declaration, etc)?



Question type	Data sample	Cluster	Value
Single choice	All Respondents	Country	Count

2.1.4 Was the development of the strategy linked to regional, national or European regulatory frameworks, strategies, directives (for example: INSPIRE, EU Data Directive, Tallinn declaration, living.in.eu declaration, etc)?



Question type	Data sample	Cluster	Value
Single choice	All Respondents	Country	Percentage

2.1.4 Was the development of the strategy linked to regional, national or European regulatory frameworks, strategies, directives (for example: INSPIRE, EU Data Directive, Tallinn declaration, living.in.eu declaration, etc)?

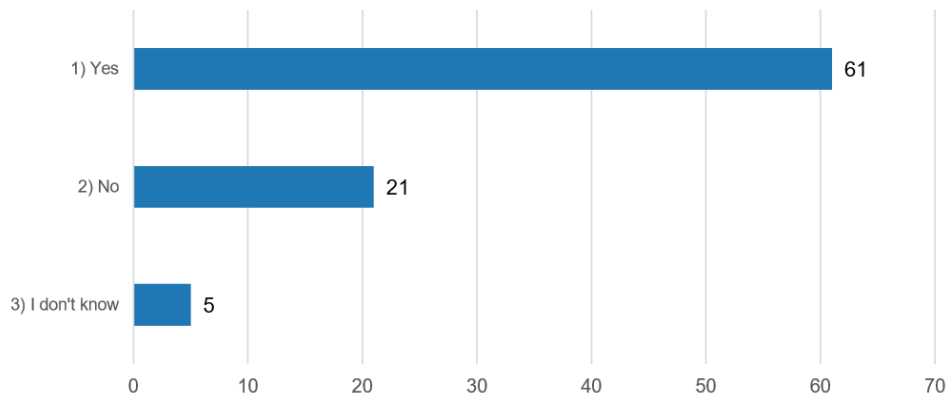
REFERENCE SAMPLE

Question type: **Single choice**
 Number of analysed questionnaires: **155**
 Number of cities respond to this specific question: **87 (56%)**

<i>Answer</i>	<i>Count</i>	<i>Percentage*</i>
1) Yes	61	70%
2) No	21	24%
3) I don't know	5	6%

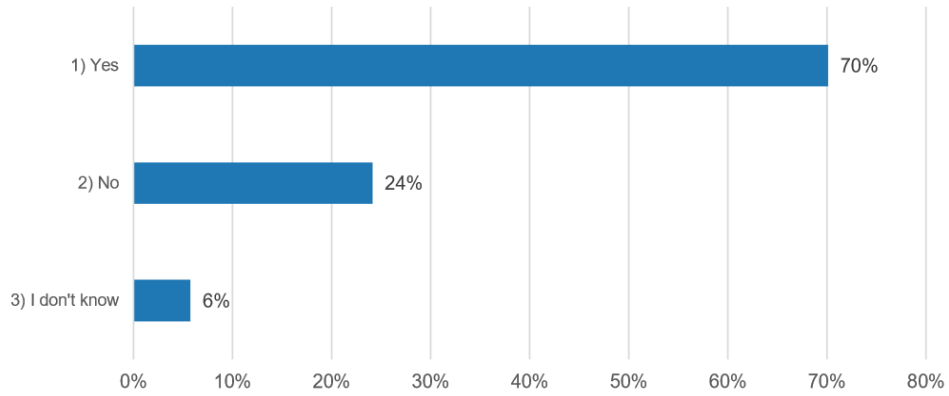
** The percentage refers to the respondents to this specific question. The grand total could be more than 100% in the case of multiple choice questions.*

2.1.4 Was the development of the strategy linked to regional, national or European regulatory frameworks, strategies, directives (for example: INSPIRE, EU Data Directive, Tallinn declaration, living.in.eu declaration, etc)?



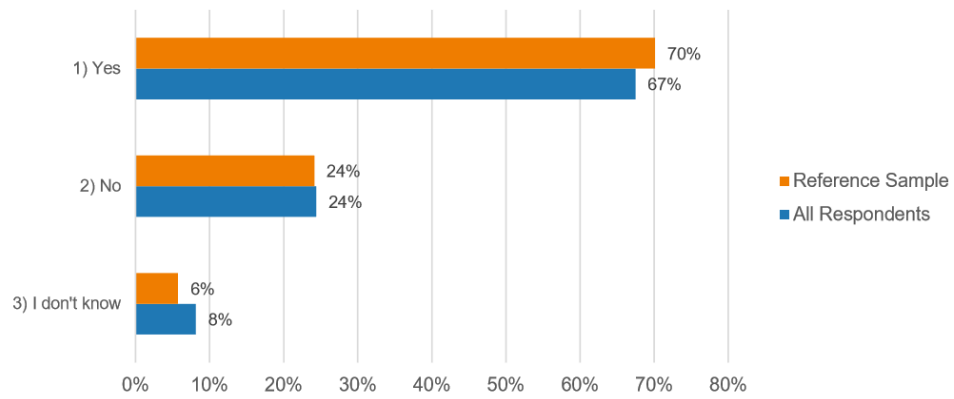
Question type	Data sample	Cluster	Value
Single choice	Reference Sample	-	Count

2.1.4 Was the development of the strategy linked to regional, national or European regulatory frameworks, strategies, directives (for example: INSPIRE, EU Data Directive, Tallinn declaration, living.in.eu declaration, etc)?



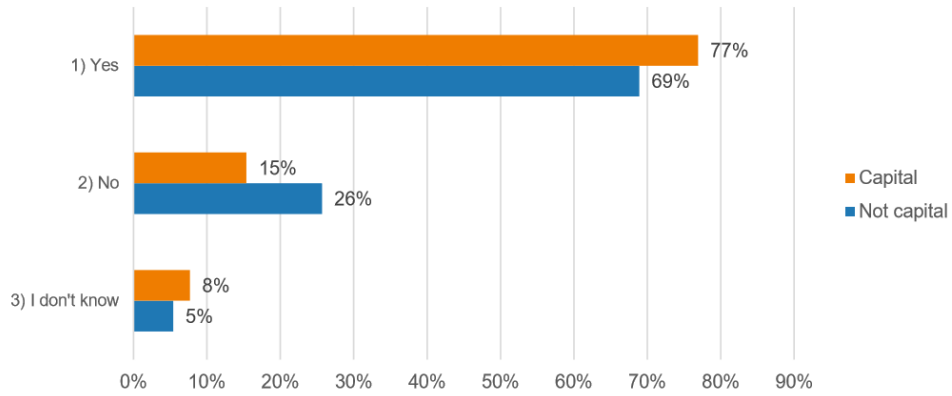
Question type	Data sample	Cluster	Value
Single choice	Reference Sample	-	Percentage

2.1.4 Was the development of the strategy linked to regional, national or European regulatory frameworks, strategies, directives (for example: INSPIRE, EU Data Directive, Tallinn declaration, living.in.eu declaration, etc)?



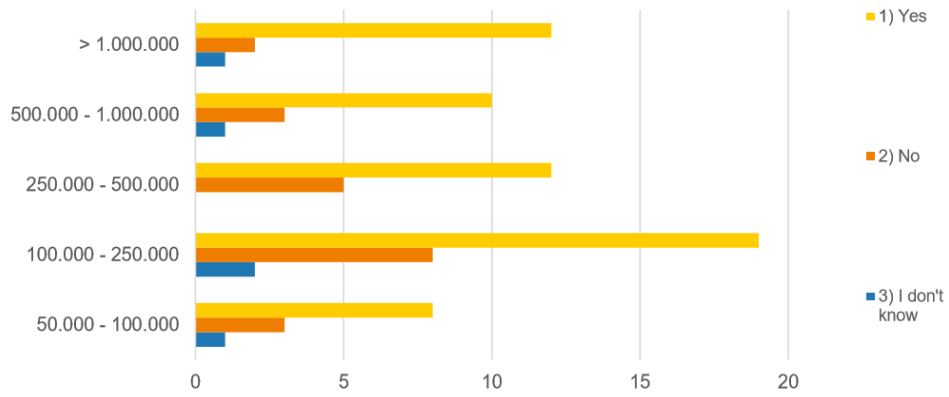
Question type	Data sample	Cluster	Value
Single choice	Reference Sample	Reference Sample	Percentage

2.1.4 Was the development of the strategy linked to regional, national or European regulatory frameworks, strategies, directives (for example: INSPIRE, EU Data Directive, Tallinn declaration, living.in.eu declaration, etc)?



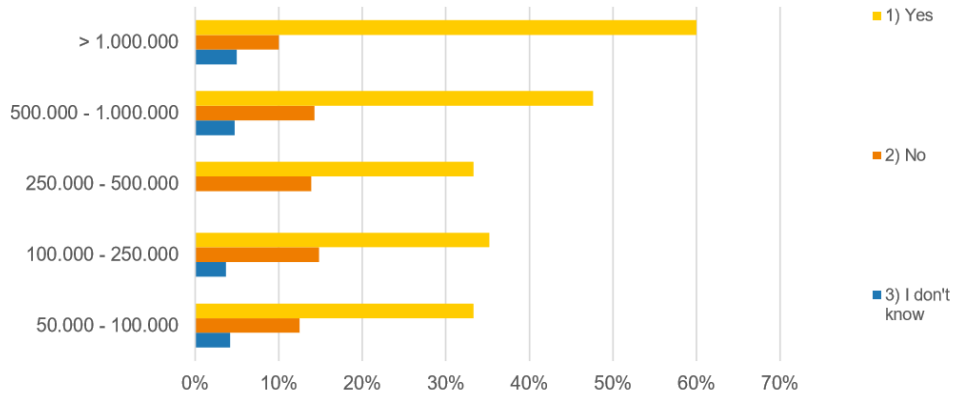
Question type	Data sample	Cluster	Value
Single choice	Reference Sample	Capital cities	Percentage

2.1.4 Was the development of the strategy linked to regional, national or European regulatory frameworks, strategies, directives (for example: INSPIRE, EU Data Directive, Tallinn declaration, living.in.eu declaration, etc)?



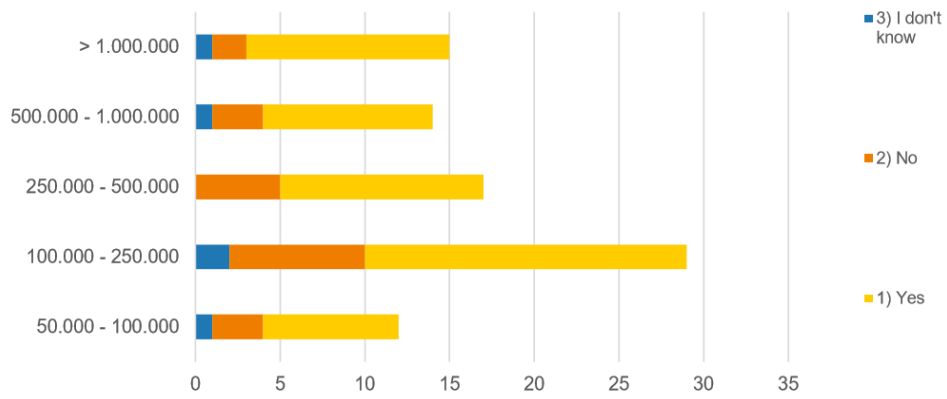
Question type	Data sample	Cluster	Value
Single choice	Reference Sample	Population	Count

2.1.4 Was the development of the strategy linked to regional, national or European regulatory frameworks, strategies, directives (for example: INSPIRE, EU Data Directive, Tallinn declaration, living.in.eu declaration, etc)?



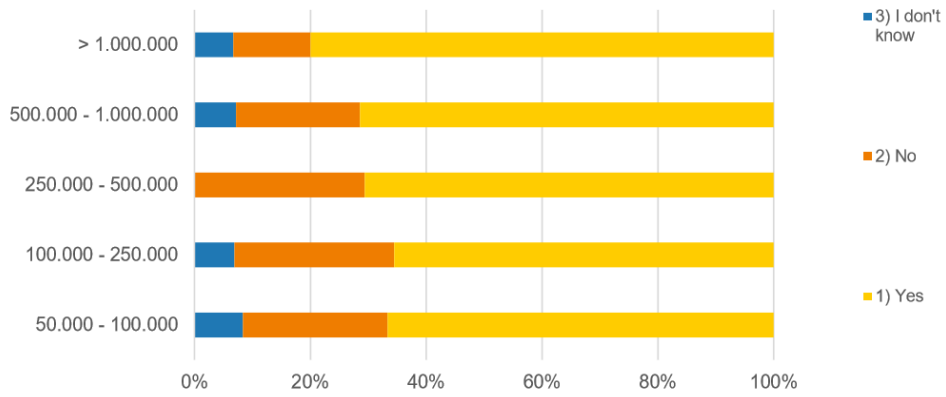
Question type	Data sample	Cluster	Value
Single choice	Reference Sample	Population	Percentage

2.1.4 Was the development of the strategy linked to regional, national or European regulatory frameworks, strategies, directives (for example: INSPIRE, EU Data Directive, Tallinn declaration, living.in.eu declaration, etc)?



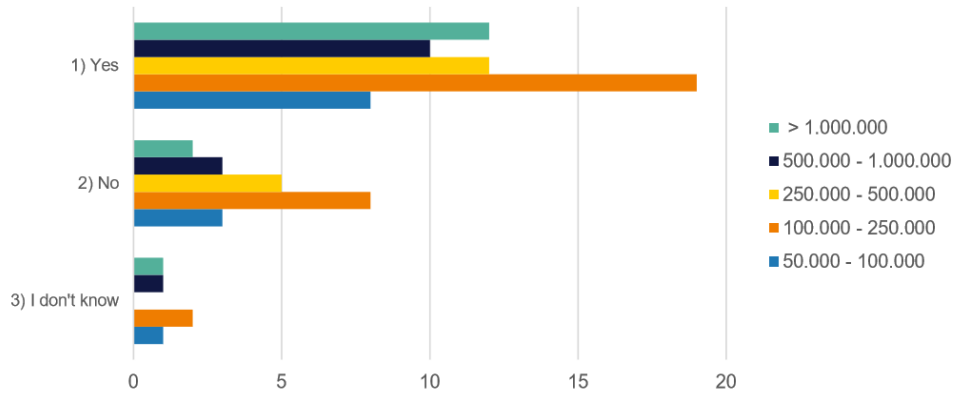
Question type	Data sample	Cluster	Value
Single choice	Reference Sample	Population	Count

2.1.4 Was the development of the strategy linked to regional, national or European regulatory frameworks, strategies, directives (for example: INSPIRE, EU Data Directive, Tallinn declaration, living.in.eu declaration, etc)?



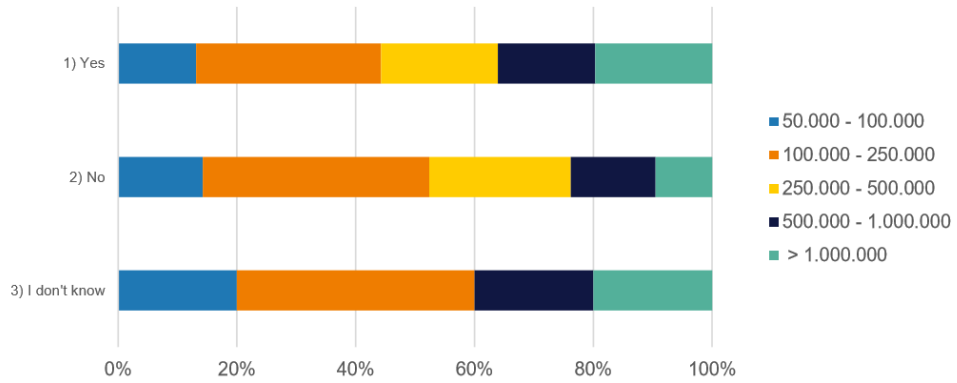
Question type	Data sample	Cluster	Value
Single choice	Reference Sample	Population	Percentage

2.1.4 Was the development of the strategy linked to regional, national or European regulatory frameworks, strategies, directives (for example: INSPIRE, EU Data Directive, Tallinn declaration, living.in.eu declaration, etc)?



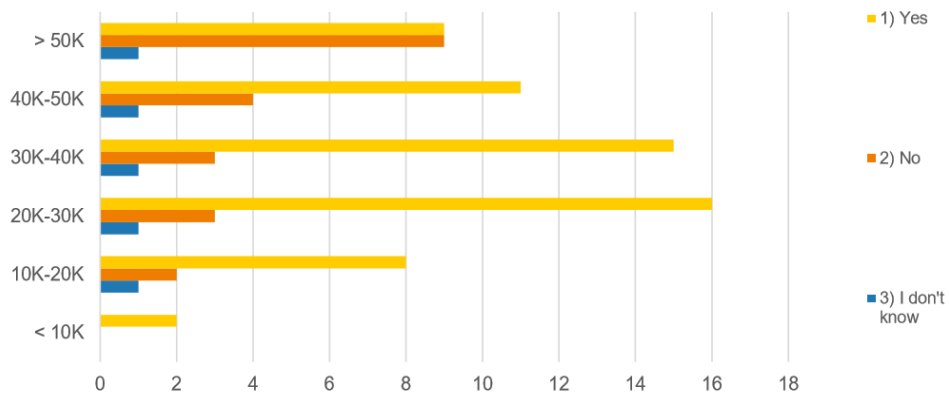
Question type	Data sample	Cluster	Value
Single choice	Reference Sample	Population	Count

2.1.4 Was the development of the strategy linked to regional, national or European regulatory frameworks, strategies, directives (for example: INSPIRE, EU Data Directive, Tallinn declaration, living.in.eu declaration, etc)?



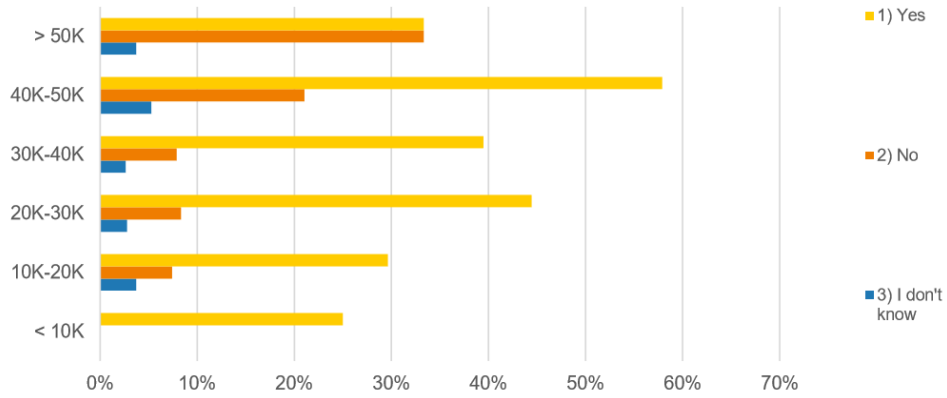
Question type	Data sample	Cluster	Value
Single choice	Reference Sample	Population	Percentage

2.1.4 Was the development of the strategy linked to regional, national or European regulatory frameworks, strategies, directives (for example: INSPIRE, EU Data Directive, Tallinn declaration, living.in.eu declaration, etc)?



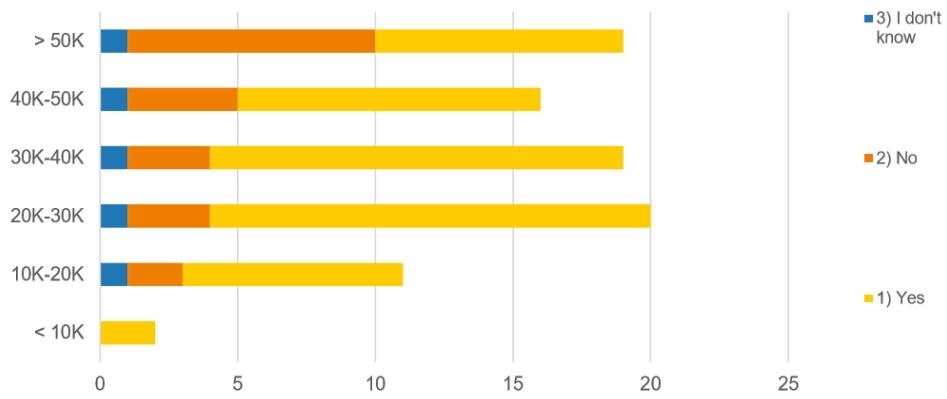
Question type	Data sample	Cluster	Value
Single choice	Reference Sample	GDPPC	Count

2.1.4 Was the development of the strategy linked to regional, national or European regulatory frameworks, strategies, directives (for example: INSPIRE, EU Data Directive, Tallinn declaration, living.in.eu declaration, etc)?



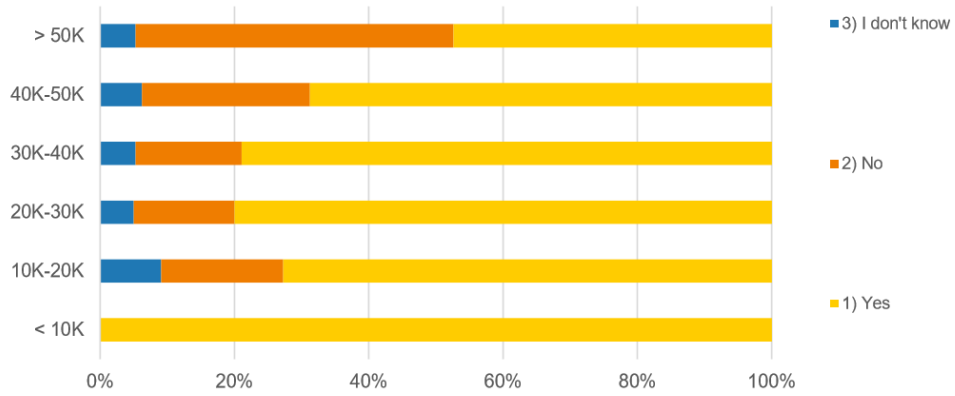
Question type	Data sample	Cluster	Value
Single choice	Reference Sample	GDPPC	Percentage

2.1.4 Was the development of the strategy linked to regional, national or European regulatory frameworks, strategies, directives (for example: INSPIRE, EU Data Directive, Tallinn declaration, living.in.eu declaration, etc)?



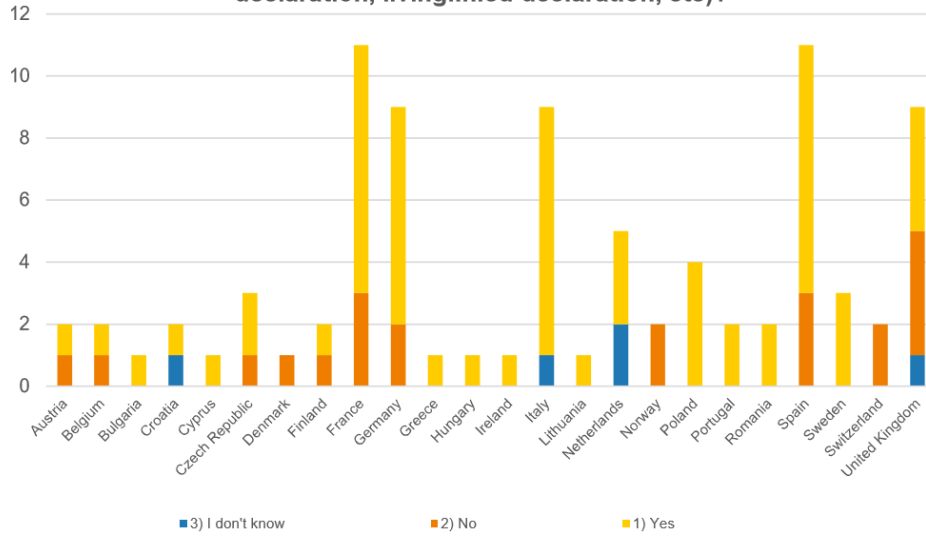
Question type	Data sample	Cluster	Value
Single choice	Reference Sample	GDPPC	Count

2.1.4 Was the development of the strategy linked to regional, national or European regulatory frameworks, strategies, directives (for example: INSPIRE, EU Data Directive, Tallinn declaration, living.in.eu declaration, etc)?



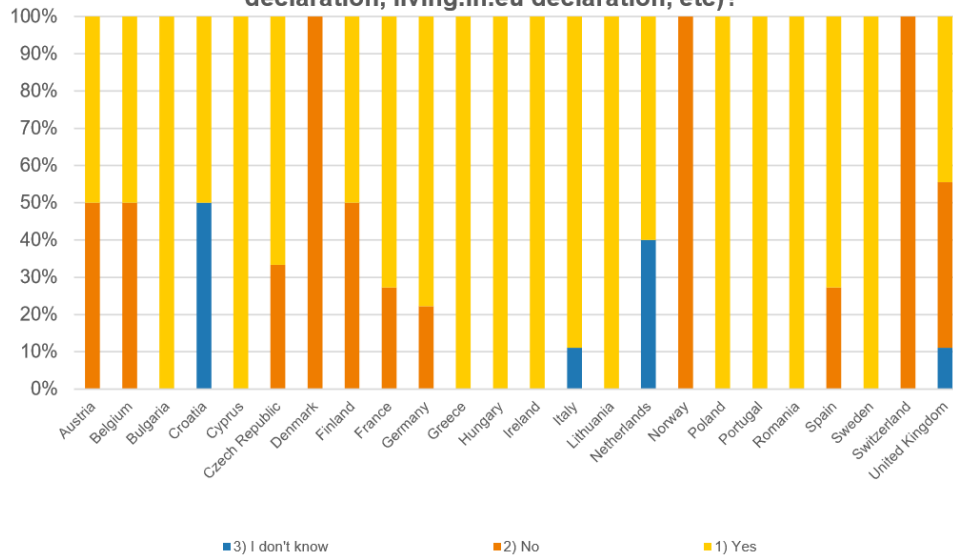
Question type	Data sample	Cluster	Value
Single choice	Reference Sample	GDPPC	Percentage

2.1.4 Was the development of the strategy linked to regional, national or European regulatory frameworks, strategies, directives (for example: INSPIRE, EU Data Directive, Tallinn declaration, living.in.eu declaration, etc)?



Question type	Data sample	Cluster	Value
Single choice	Reference Sample	Country	Count

2.1.4 Was the development of the strategy linked to regional, national or European regulatory frameworks, strategies, directives (for example: INSPIRE, EU Data Directive, Tallinn declaration, living.in.eu declaration, etc)?



Question type	Data sample	Cluster	Value
Single choice	Reference Sample	Country	Percentage

3.5 Q_2.2 Does your public authority have a Chief Digital Officer (or similar position such as Chief Information Officer / Chief Innovation Officer, etc) coordinating the implementation of the digital innovation strategy?

2.2 Does your public authority have a Chief Digital Officer (or similar position such as Chief Information Officer / Chief Innovation Officer, etc) coordinating the implementation of the digital innovation strategy?

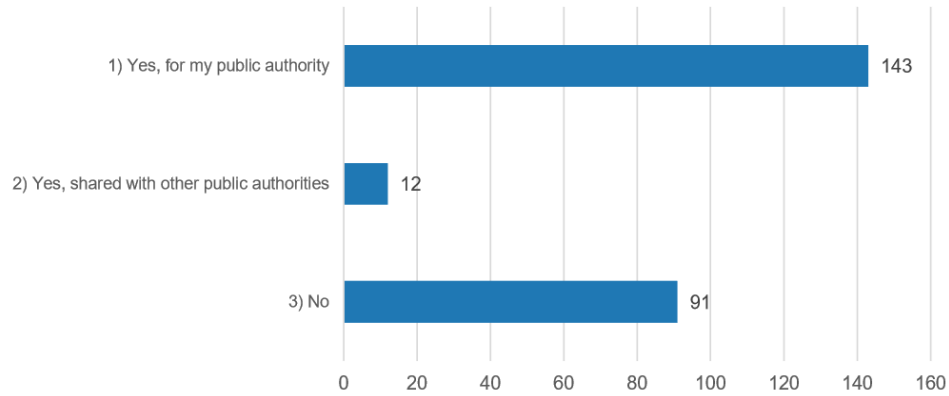
ALL RESPONDENTS

Question type: **Single choice**
 Number of analysed questionnaires: **246**
 Number of cities respond to this specific question: **246 (100%)**

<i>Answer</i>	<i>Count</i>	<i>Percentage*</i>
1) Yes, for my public authority	143	58%
2) Yes, shared with other public authorities	12	5%
3) No	91	37%

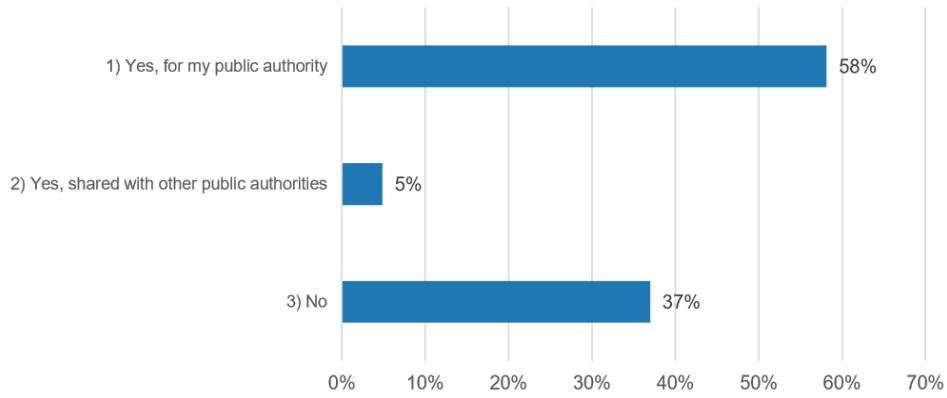
** The percentage refers to the respondents to this specific question. The grand total could be more than 100% in the case of multiple choice questions.*

2.2 Does your public authority have a Chief Digital Officer (or similar position such as Chief Information Officer / Chief Innovation Officer, etc) coordinating the implementation of the digital innovation strategy?



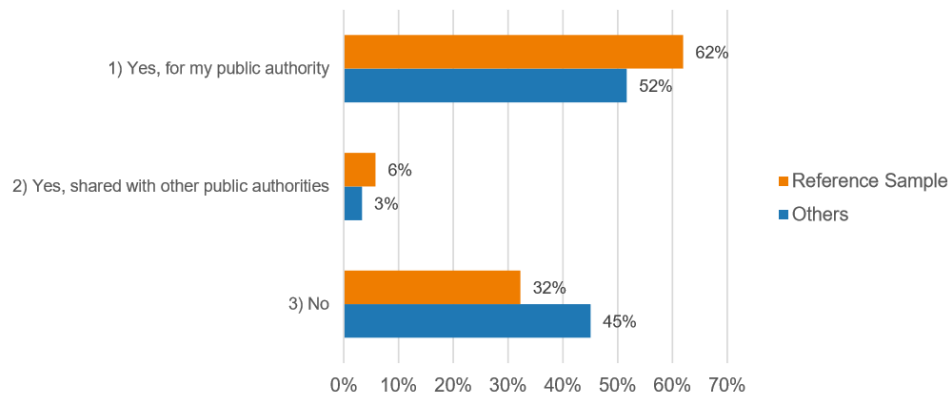
Question type	Data sample	Cluster	Value
Single choice	All Respondents	-	Count

2.2 Does your public authority have a Chief Digital Officer (or similar position such as Chief Information Officer / Chief Innovation Officer, etc) coordinating the implementation of the digital innovation strategy?



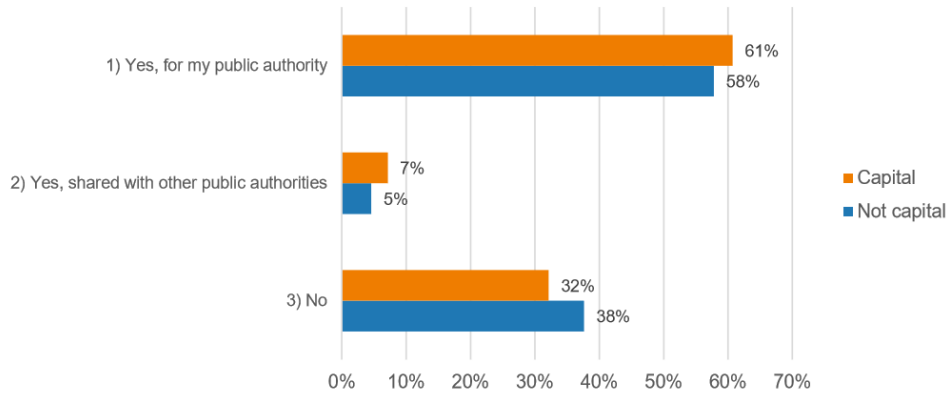
Question type	Data sample	Cluster	Value
Single choice	All Respondents	-	Percentage

2.2 Does your public authority have a Chief Digital Officer (or similar position such as Chief Information Officer / Chief Innovation Officer, etc) coordinating the implementation of the digital innovation strategy?



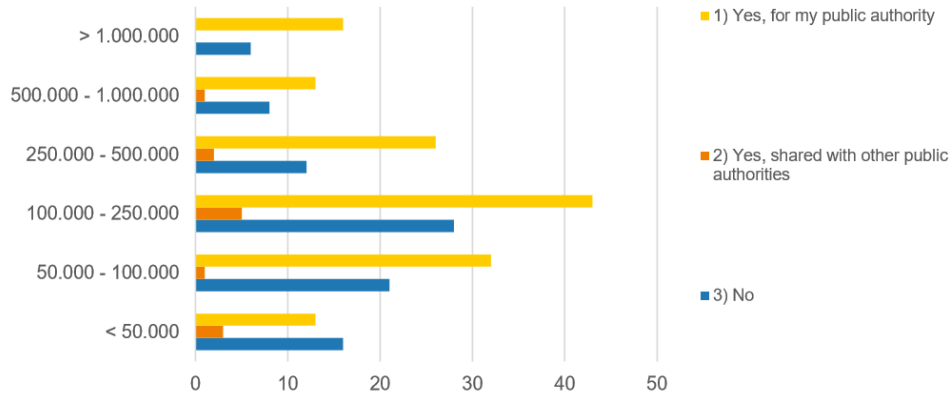
Question type	Data sample	Cluster	Value
Single choice	All Respondents	Reference Sample	Percentage

2.2 Does your public authority have a Chief Digital Officer (or similar position such as Chief Information Officer / Chief Innovation Officer, etc) coordinating the implementation of the digital innovation strategy?



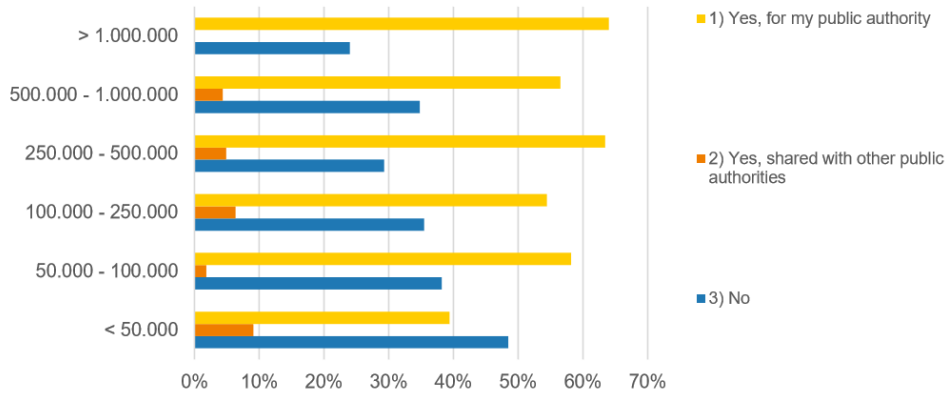
Question type	Data sample	Cluster	Value
Single choice	All Respondents	Capital cities	Percentage

2.2 Does your public authority have a Chief Digital Officer (or similar position such as Chief Information Officer / Chief Innovation Officer, etc) coordinating the implementation of the digital innovation strategy?



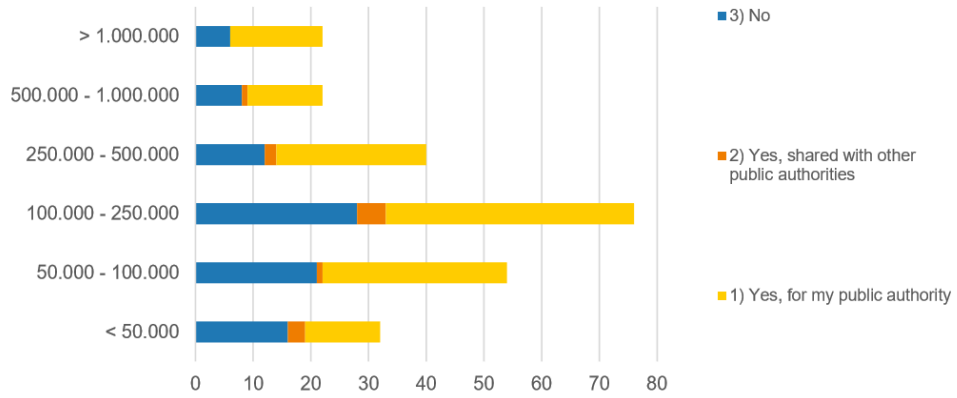
Question type	Data sample	Cluster	Value
Single choice	All Respondents	Population	Count

2.2 Does your public authority have a Chief Digital Officer (or similar position such as Chief Information Officer / Chief Innovation Officer, etc) coordinating the implementation of the digital innovation strategy?



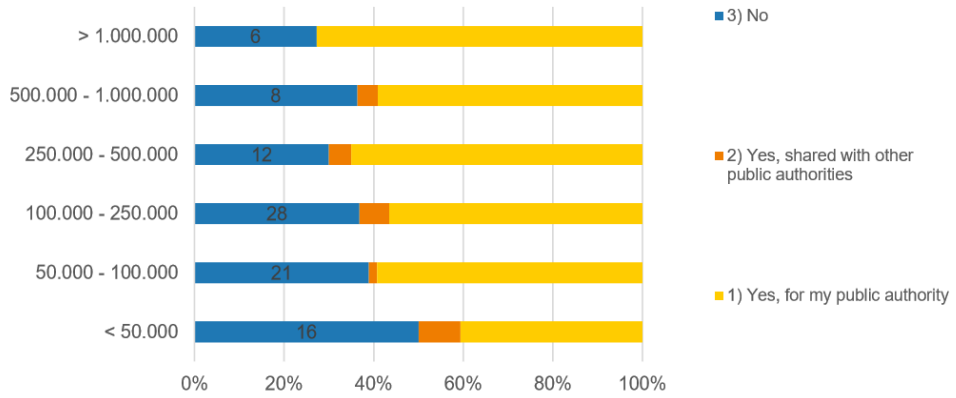
Question type	Data sample	Cluster	Value
Single choice	All Respondents	Population	Percentage

2.2 Does your public authority have a Chief Digital Officer (or similar position such as Chief Information Officer / Chief Innovation Officer, etc) coordinating the implementation of the digital innovation strategy?



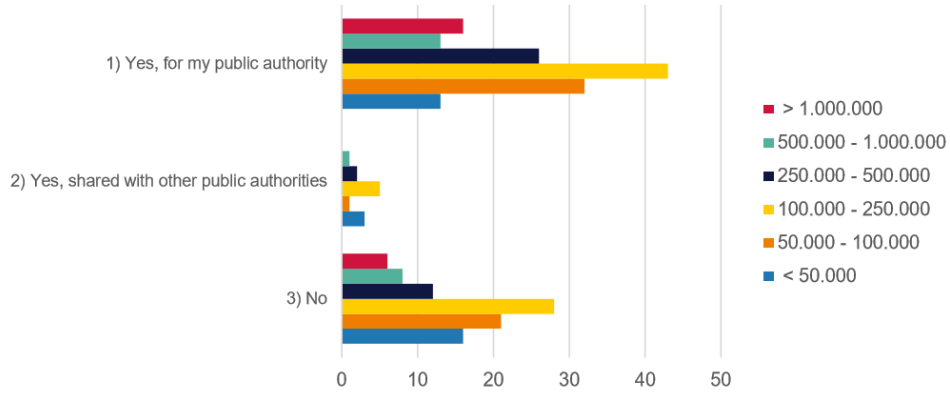
Question type	Data sample	Cluster	Value
Single choice	All Respondents	Population	Count

2.2 Does your public authority have a Chief Digital Officer (or similar position such as Chief Information Officer / Chief Innovation Officer, etc) coordinating the implementation of the digital innovation strategy?



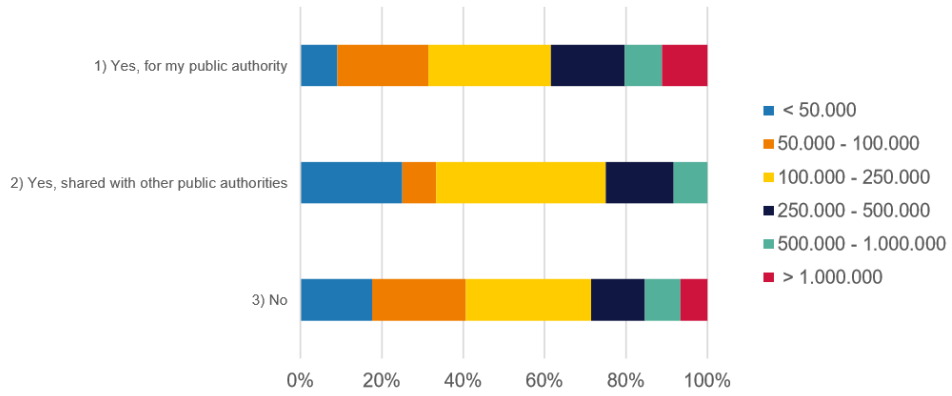
Question type	Data sample	Cluster	Value
Single choice	All Respondents	Population	Percentage

2.2 Does your public authority have a Chief Digital Officer (or similar position such as Chief Information Officer / Chief Innovation Officer, etc) coordinating the implementation of the digital innovation strategy?



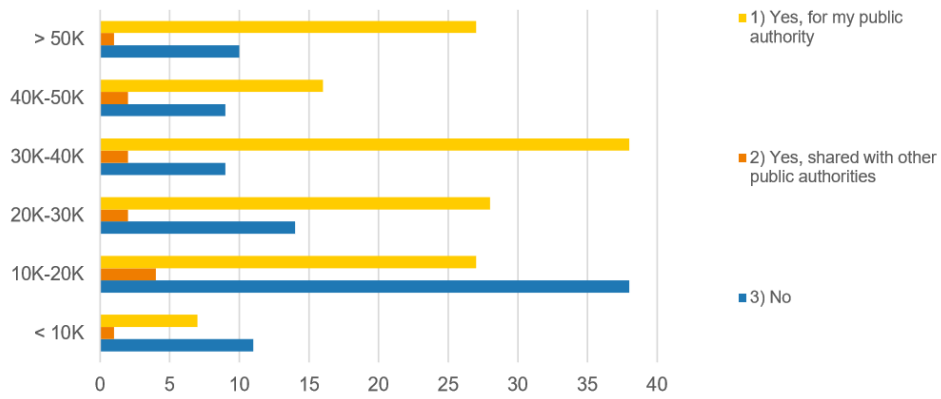
Question type	Data sample	Cluster	Value
Single choice	All Respondents	Population	Count

2.2 Does your public authority have a Chief Digital Officer (or similar position such as Chief Information Officer / Chief Innovation Officer, etc) coordinating the implementation of the digital innovation strategy?



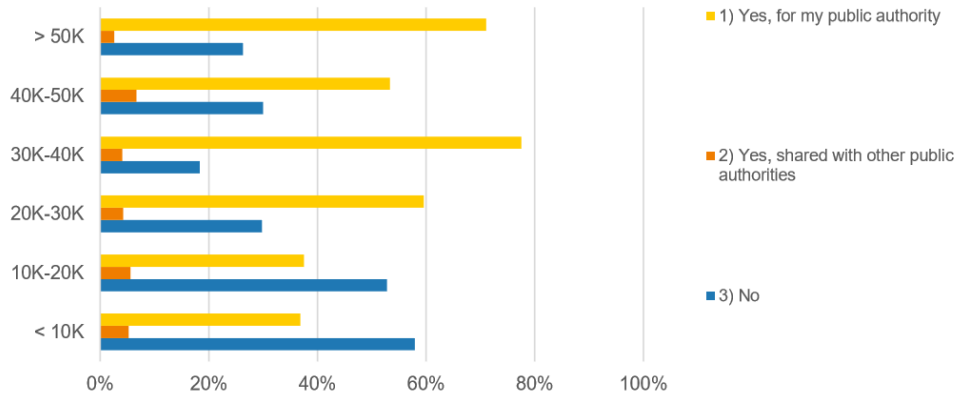
Question type	Data sample	Cluster	Value
Single choice	All Respondents	Population	Percentage

2.2 Does your public authority have a Chief Digital Officer (or similar position such as Chief Information Officer / Chief Innovation Officer, etc) coordinating the implementation of the digital innovation strategy?



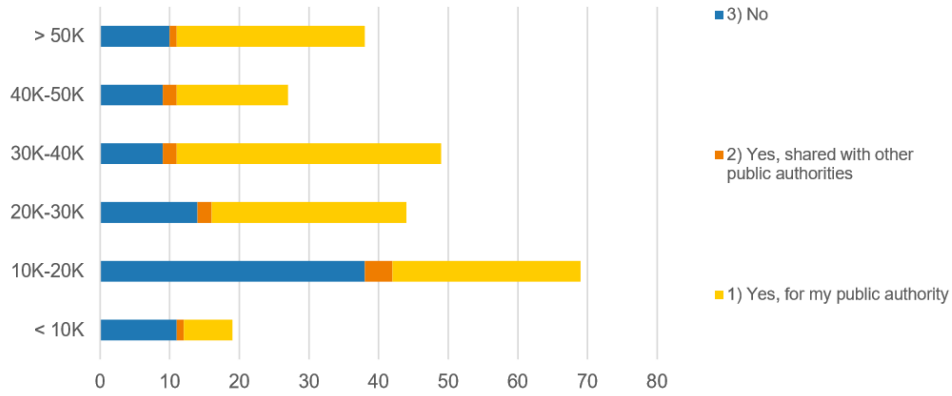
Question type	Data sample	Cluster	Value
Single choice	All Respondents	GDPPC	Count

2.2 Does your public authority have a Chief Digital Officer (or similar position such as Chief Information Officer / Chief Innovation Officer, etc) coordinating the implementation of the digital innovation strategy?



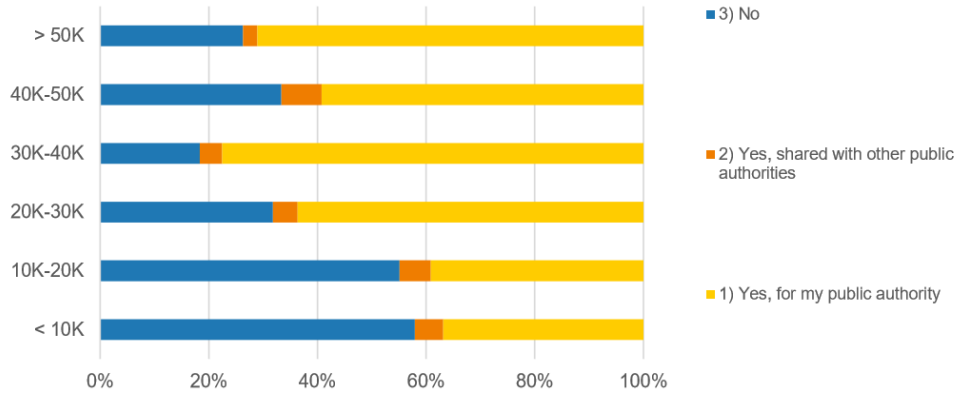
Question type	Data sample	Cluster	Value
Single choice	All Respondents	GDPPC	Percentage

2.2 Does your public authority have a Chief Digital Officer (or similar position such as Chief Information Officer / Chief Innovation Officer, etc) coordinating the implementation of the digital innovation strategy?



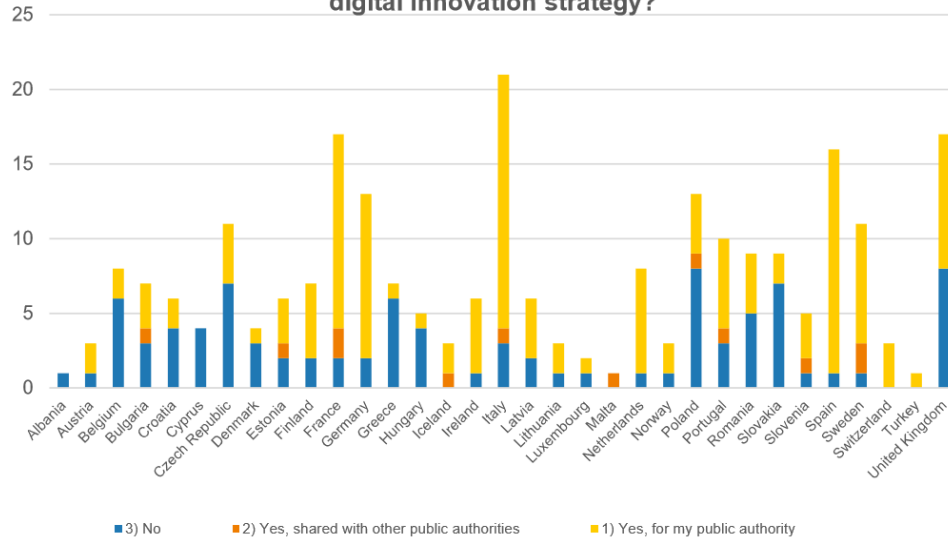
Question type	Data sample	Cluster	Value
Single choice	All Respondents	GDPPC	Count

2.2 Does your public authority have a Chief Digital Officer (or similar position such as Chief Information Officer / Chief Innovation Officer, etc) coordinating the implementation of the digital innovation strategy?



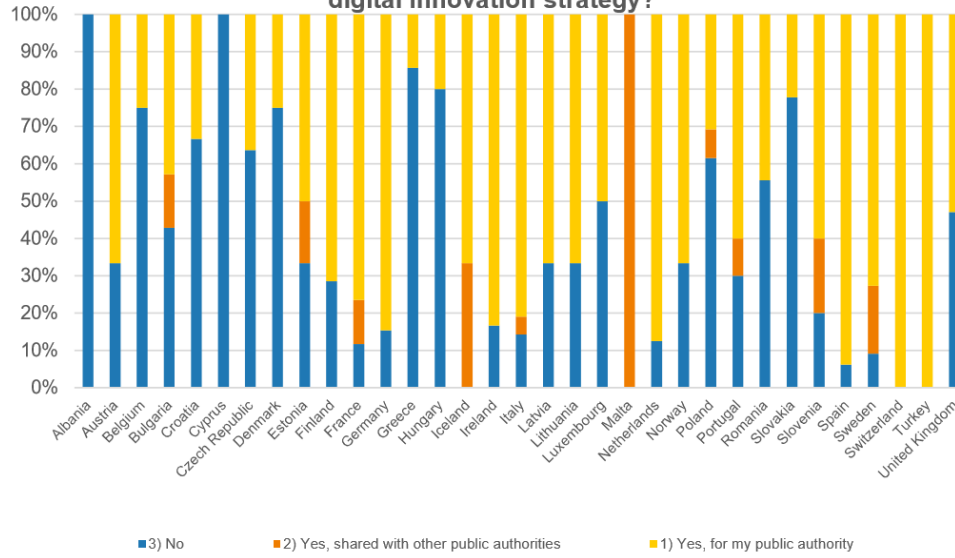
Question type	Data sample	Cluster	Value
Single choice	All Respondents	GDPPC	Percentage

2.2 Does your public authority have a Chief Digital Officer (or similar position such as Chief Information Officer / Chief Innovation Officer, etc) coordinating the implementation of the digital innovation strategy?



Question type	Data sample	Cluster	Value
Single choice	All Respondents	Country	Count

2.2 Does your public authority have a Chief Digital Officer (or similar position such as Chief Information Officer / Chief Innovation Officer, etc) coordinating the implementation of the digital innovation strategy?



Question type	Data sample	Cluster	Value
Single choice	All Respondents	Country	Percentage

2.2 Does your public authority have a Chief Digital Officer (or similar position such as Chief Information Officer / Chief Innovation Officer, etc) coordinating the implementation of the digital innovation strategy?

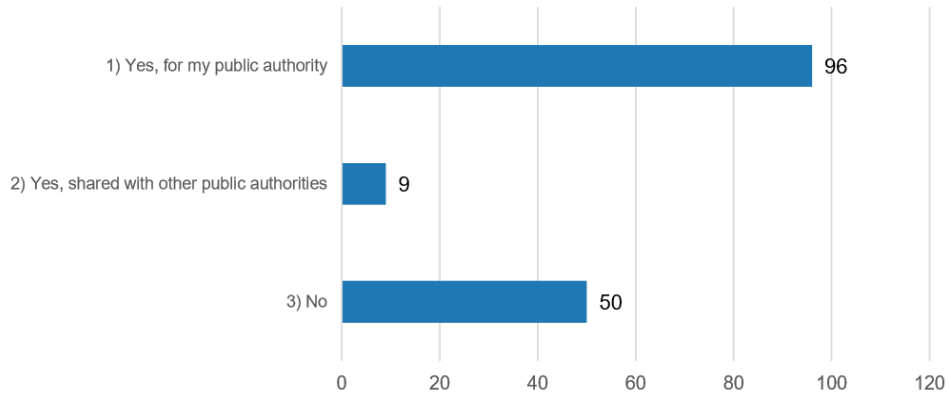
REFERENCE SAMPLE

Question type: **Single choice**
 Number of analysed questionnaires: **155**
 Number of cities respond to this specific question: **155 (100%)**

<i>Answer</i>	<i>Count</i>	<i>Percentage*</i>
1) Yes, for my public authority	96	62%
2) Yes, shared with other public authorities	9	6%
3) No	50	32%

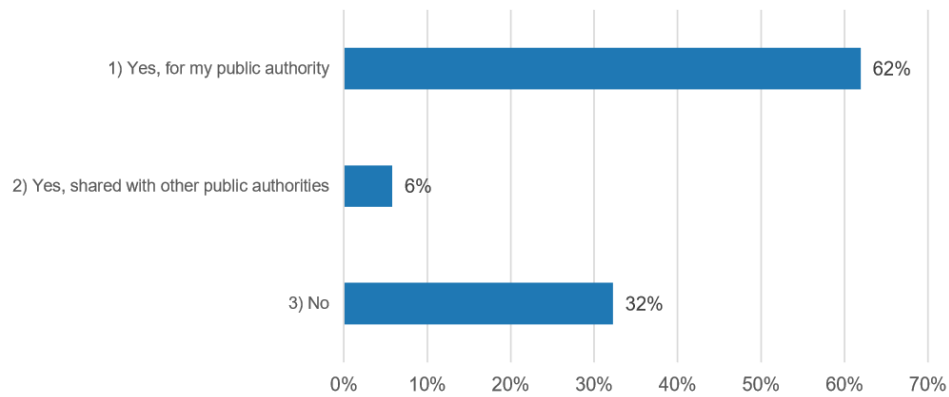
** The percentage refers to the respondents to this specific question. The grand total could be more than 100% in the case of multiple choice questions.*

2.2 Does your public authority have a Chief Digital Officer (or similar position such as Chief Information Officer / Chief Innovation Officer, etc) coordinating the implementation of the digital innovation strategy?



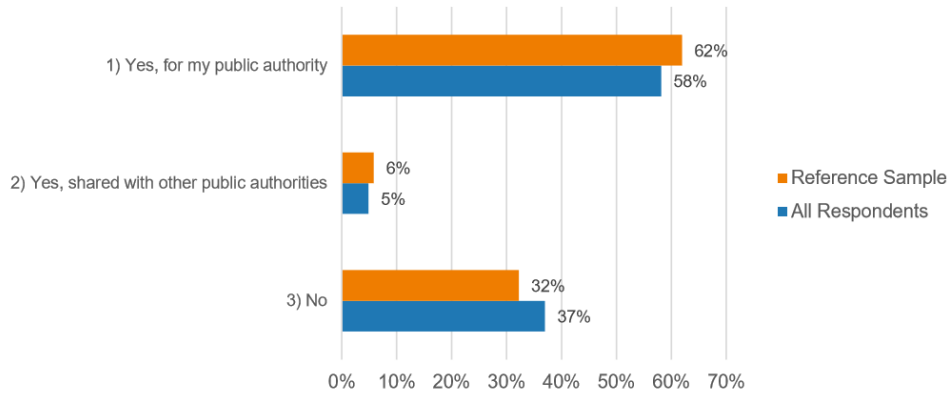
Question type	Data sample	Cluster	Value
Single choice	Reference Sample	-	Count

2.2 Does your public authority have a Chief Digital Officer (or similar position such as Chief Information Officer / Chief Innovation Officer, etc) coordinating the implementation of the digital innovation strategy?



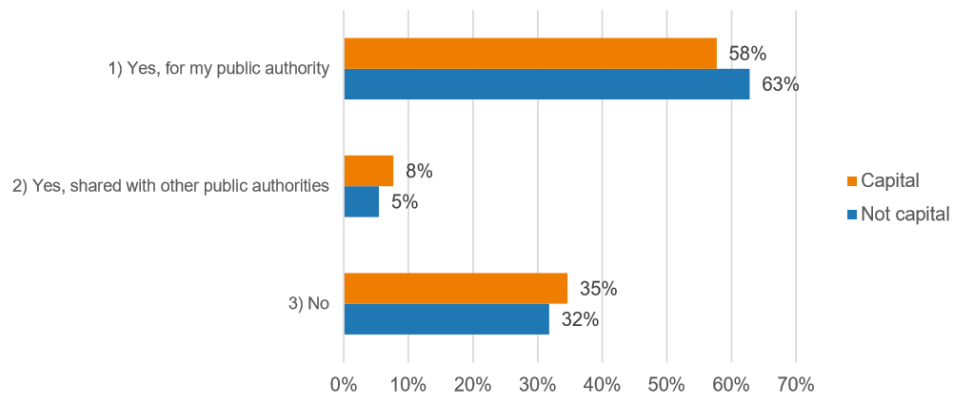
Question type	Data sample	Cluster	Value
Single choice	Reference Sample	-	Percentage

2.2 Does your public authority have a Chief Digital Officer (or similar position such as Chief Information Officer / Chief Innovation Officer, etc) coordinating the implementation of the digital innovation strategy?



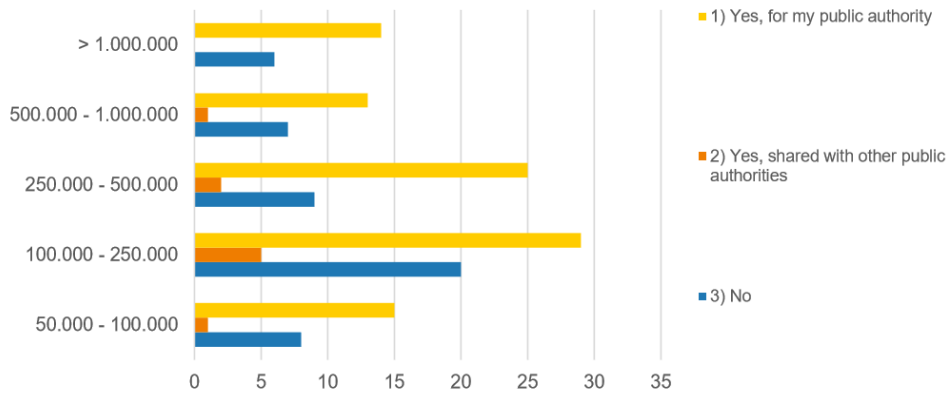
Question type	Data sample	Cluster	Value
Single choice	Reference Sample	Reference Sample	Percentage

2.2 Does your public authority have a Chief Digital Officer (or similar position such as Chief Information Officer / Chief Innovation Officer, etc) coordinating the implementation of the digital innovation strategy?



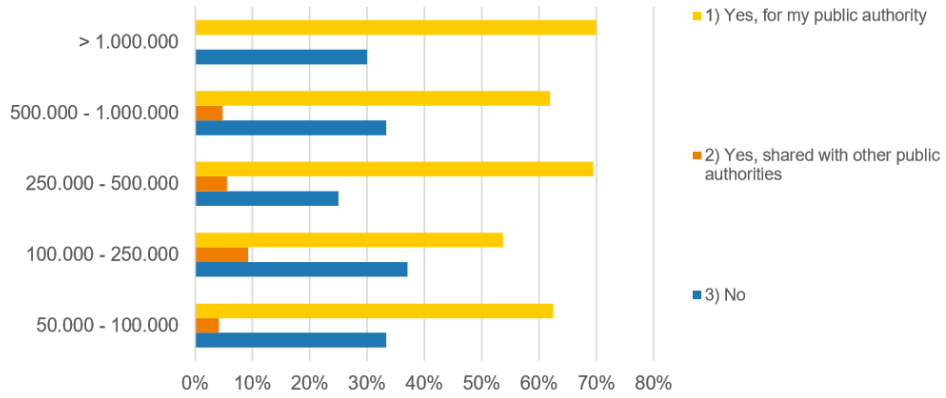
Question type	Data sample	Cluster	Value
Single choice	Reference Sample	Capital cities	Percentage

2.2 Does your public authority have a Chief Digital Officer (or similar position such as Chief Information Officer / Chief Innovation Officer, etc) coordinating the implementation of the digital innovation strategy?



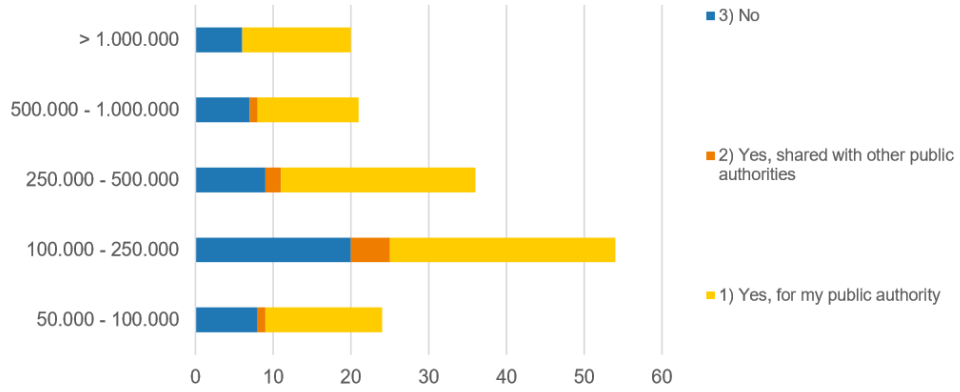
Question type	Data sample	Cluster	Value
Single choice	Reference Sample	Population	Count

2.2 Does your public authority have a Chief Digital Officer (or similar position such as Chief Information Officer / Chief Innovation Officer, etc) coordinating the implementation of the digital innovation strategy?



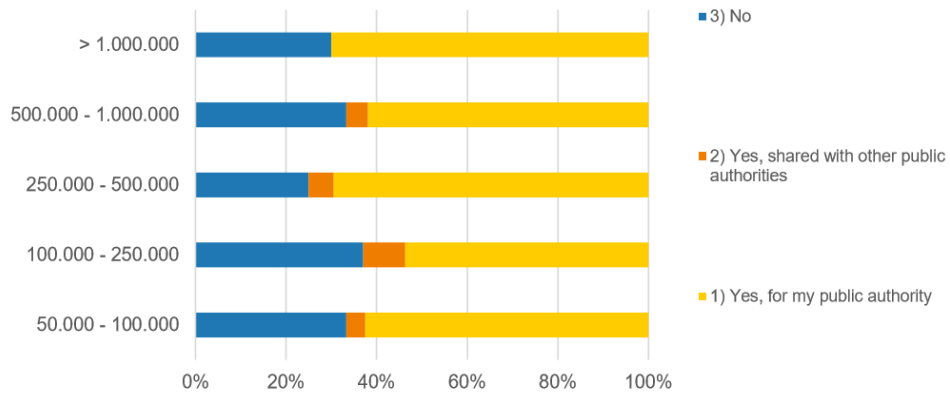
Question type	Data sample	Cluster	Value
Single choice	Reference Sample	Population	Percentage

2.2 Does your public authority have a Chief Digital Officer (or similar position such as Chief Information Officer / Chief Innovation Officer, etc) coordinating the implementation of the digital innovation strategy?



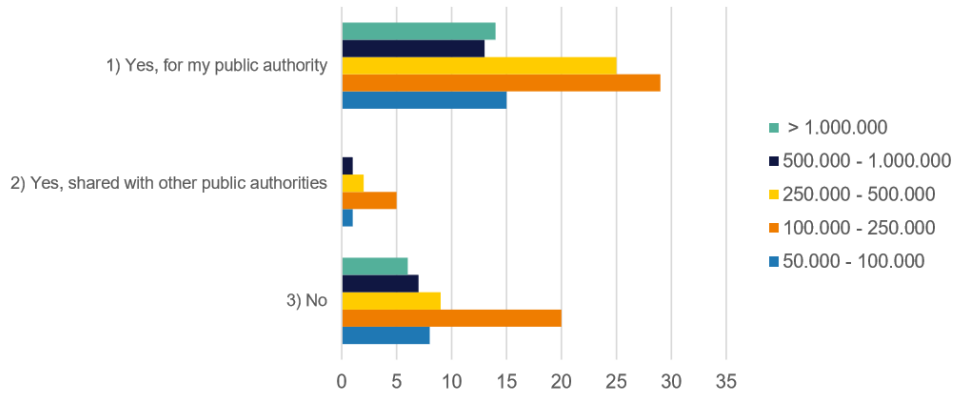
Question type	Data sample	Cluster	Value
Single choice	Reference Sample	Population	Count

2.2 Does your public authority have a Chief Digital Officer (or similar position such as Chief Information Officer / Chief Innovation Officer, etc) coordinating the implementation of the digital innovation strategy?



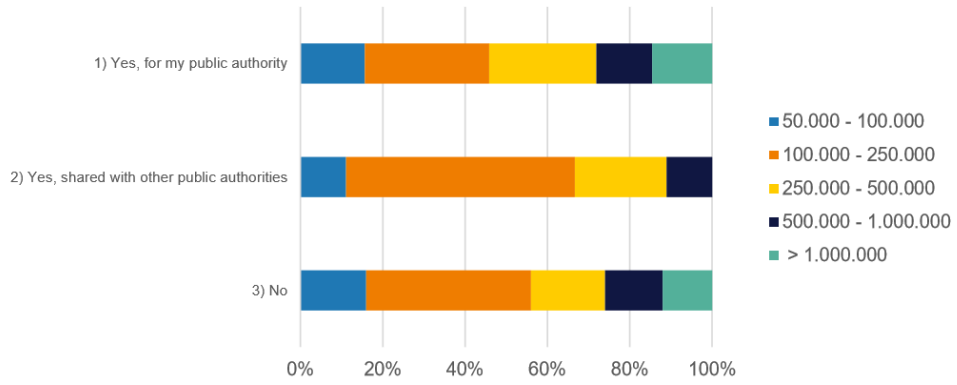
Question type	Data sample	Cluster	Value
Single choice	Reference Sample	Population	Percentage

2.2 Does your public authority have a Chief Digital Officer (or similar position such as Chief Information Officer / Chief Innovation Officer, etc) coordinating the implementation of the digital innovation strategy?



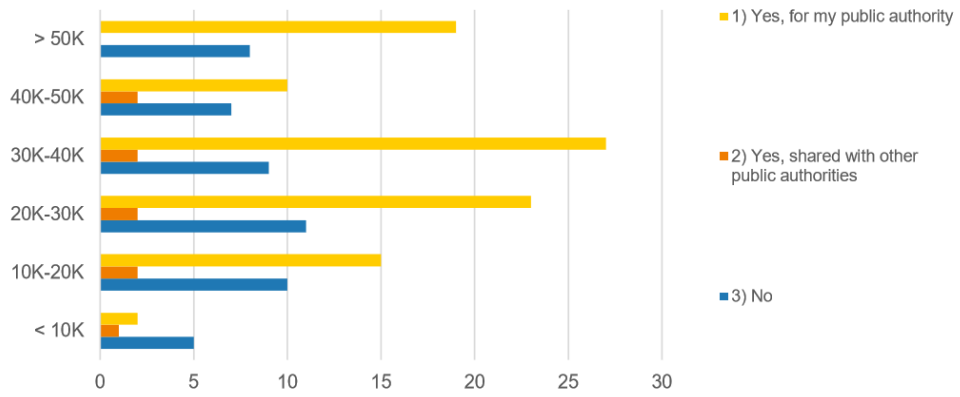
Question type	Data sample	Cluster	Value
Single choice	Reference Sample	Population	Count

2.2 Does your public authority have a Chief Digital Officer (or similar position such as Chief Information Officer / Chief Innovation Officer, etc) coordinating the implementation of the digital innovation strategy?



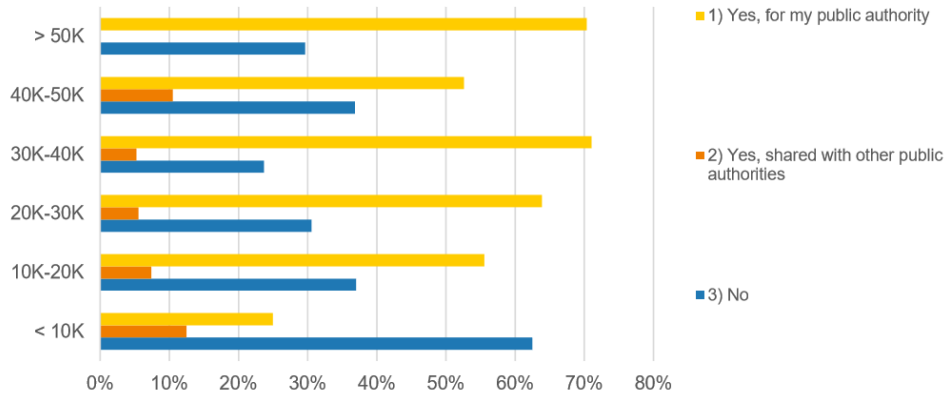
Question type	Data sample	Cluster	Value
Single choice	Reference Sample	Population	Percentage

2.2 Does your public authority have a Chief Digital Officer (or similar position such as Chief Information Officer / Chief Innovation Officer, etc) coordinating the implementation of the digital innovation strategy?



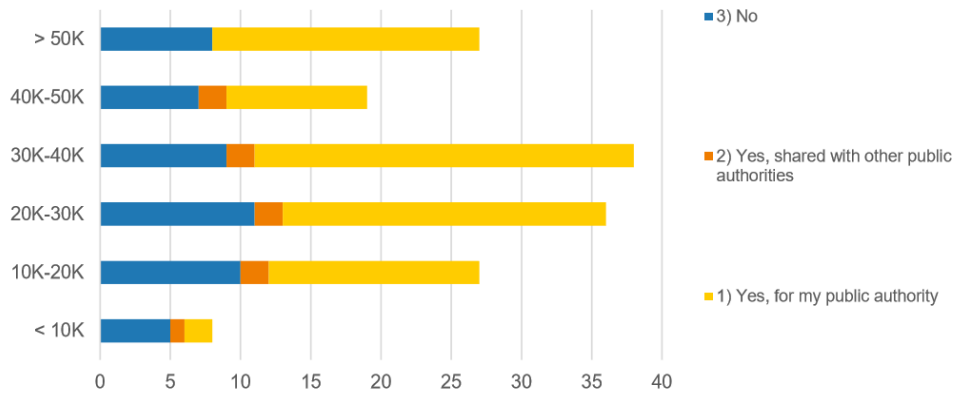
Question type	Data sample	Cluster	Value
Single choice	Reference Sample	GDPPC	Count

2.2 Does your public authority have a Chief Digital Officer (or similar position such as Chief Information Officer / Chief Innovation Officer, etc) coordinating the implementation of the digital innovation strategy?



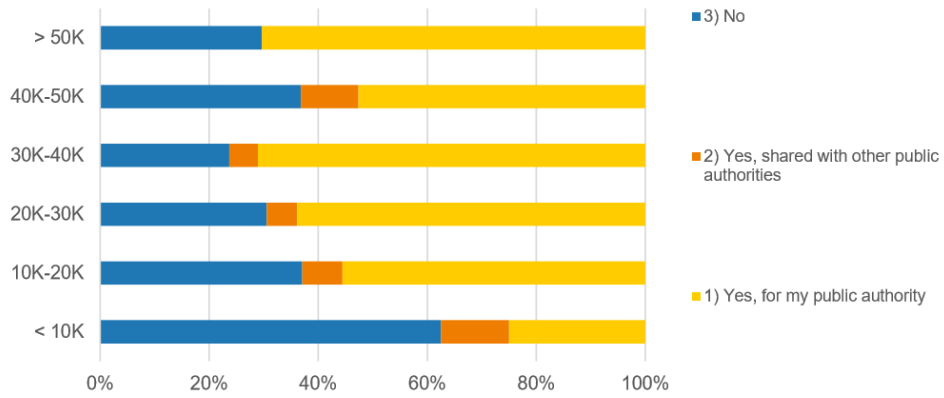
Question type	Data sample	Cluster	Value
Single choice	Reference Sample	GDPPC	Percentage

2.2 Does your public authority have a Chief Digital Officer (or similar position such as Chief Information Officer / Chief Innovation Officer, etc) coordinating the implementation of the digital innovation strategy?



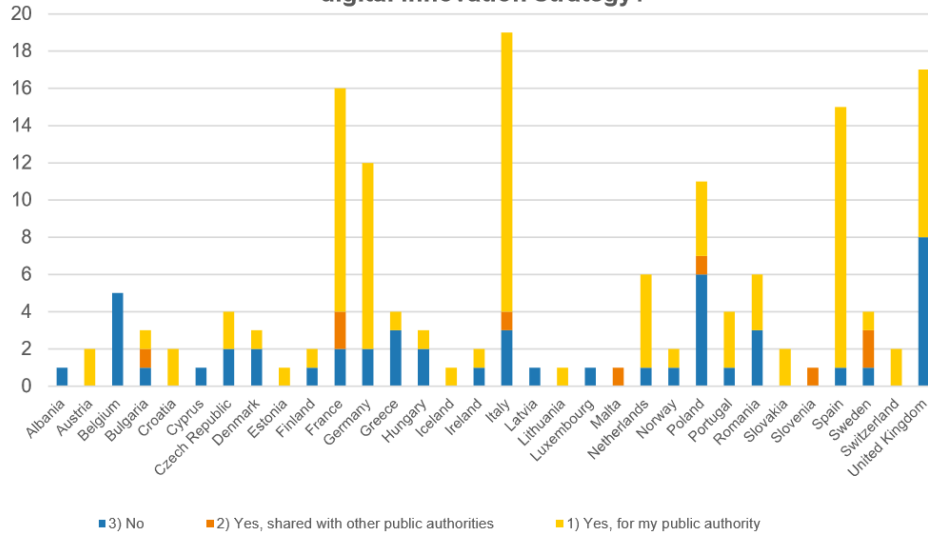
Question type	Data sample	Cluster	Value
Single choice	Reference Sample	GDPPC	Count

2.2 Does your public authority have a Chief Digital Officer (or similar position such as Chief Information Officer / Chief Innovation Officer, etc) coordinating the implementation of the digital innovation strategy?



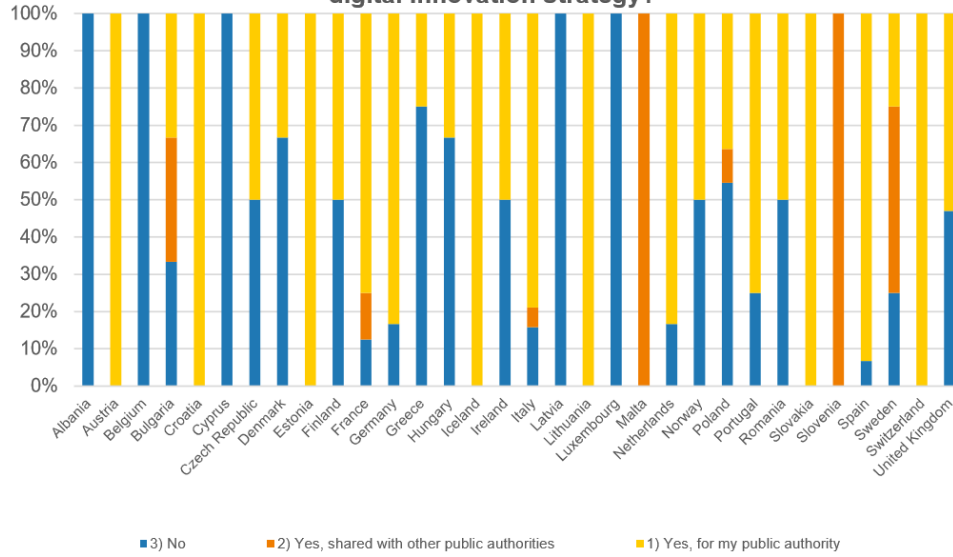
Question type	Data sample	Cluster	Value
Single choice	Reference Sample	GDPPC	Percentage

2.2 Does your public authority have a Chief Digital Officer (or similar position such as Chief Information Officer / Chief Innovation Officer, etc) coordinating the implementation of the digital innovation strategy?



Question type	Data sample	Cluster	Value
Single choice	Reference Sample	Country	Count

2.2 Does your public authority have a Chief Digital Officer (or similar position such as Chief Information Officer / Chief Innovation Officer, etc) coordinating the implementation of the digital innovation strategy?



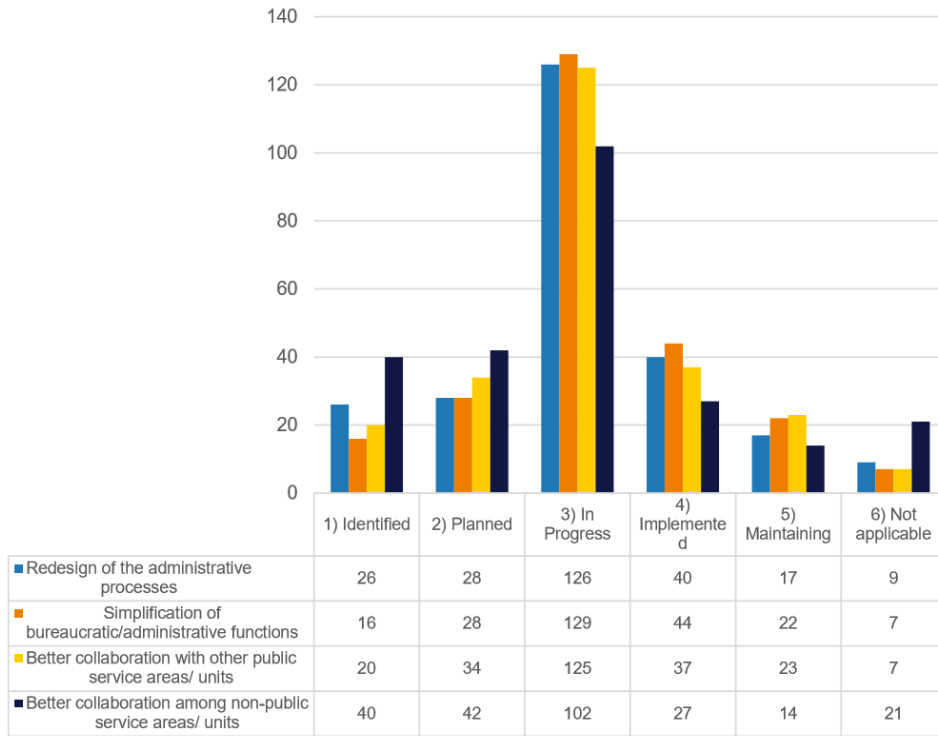
Question type	Data sample	Cluster	Value
Single choice	Reference Sample	Country	Percentage

3.6 Q_2.3 Please select the option that best represents the organisational and administrative changes enabled by digital innovation in your public authority:

2.3 Please select the option that best represents the organisational and administrative changes enabled by digital innovation in your public authority:

ALL RESPONDENTS

Question typology: **Matrix - Single choice**
 Number of analysed questionnaires: **246**
 Number of cities respond to this specific question: **246 (100%)**



2.3 Please select the option that best represents the organisational and administrative changes enabled by digital innovation in your public authority:

ALL RESPONDENTS

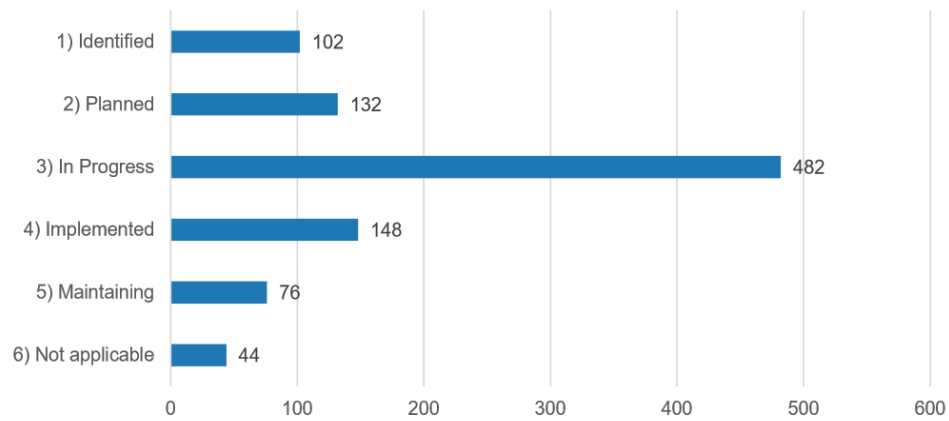
Question typology: **Matrix - Single choice**
 Number of analysed questionnaires: **246**
 Number of cities respond to this specific question: **246 (100%)**

<i>Answer (matrix columns)</i>	<i>Count *</i>	<i>Percentage **</i>
1) Identified	102	10%
2) Planned	132	13%
3) In Progress	482	49%
4) Implemented	148	15%
5) Maintaining	76	8%
6) Not applicable	44	4%

* The Count is given by the sum of all the selected rows within the same matrix column

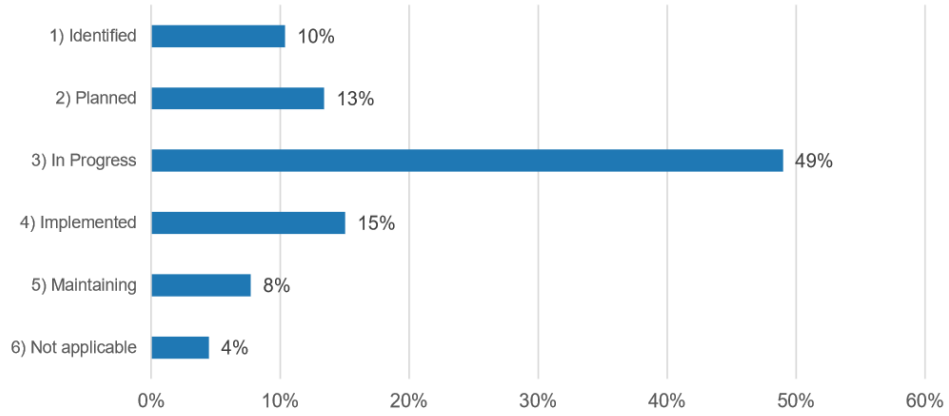
** The percentage refers to the respondents to this specific question. The grand total could be more than 100% in the case of multiple choice questions.

2.3 Please select the option that best represents the organisational and administrative changes enabled by digital innovation in your public authority:



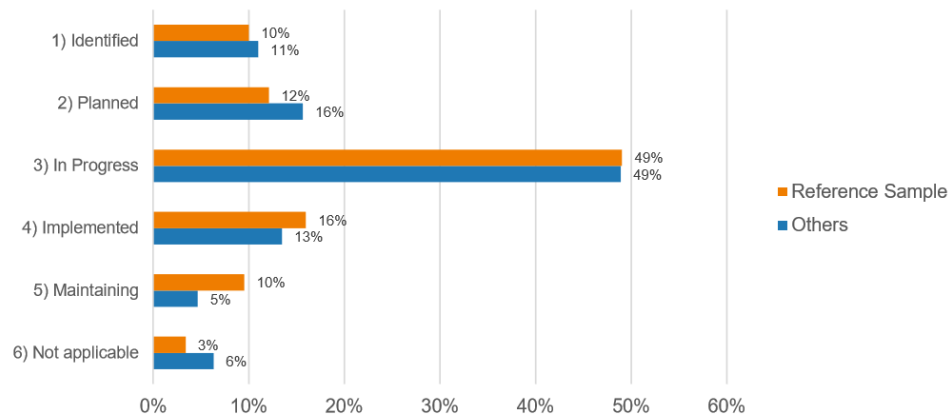
Question typology	Data	Cluster	Value
Matrix - Single choice	All Respondents	-	Count

2.3 Please select the option that best represents the organisational and administrative changes enabled by digital innovation in your public authority:



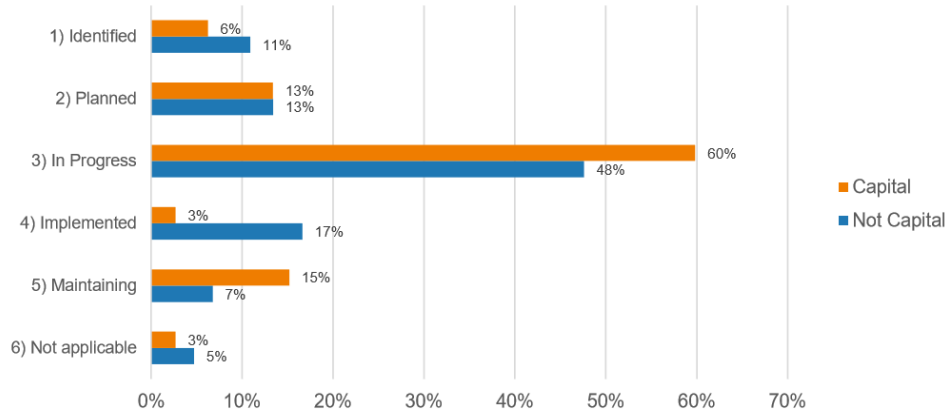
Question typology	Data	Cluster	Value
Matrix - Single choice	All Respondents	-	Percentage

2.3 Please select the option that best represents the organisational and administrative changes enabled by digital innovation in your public authority:



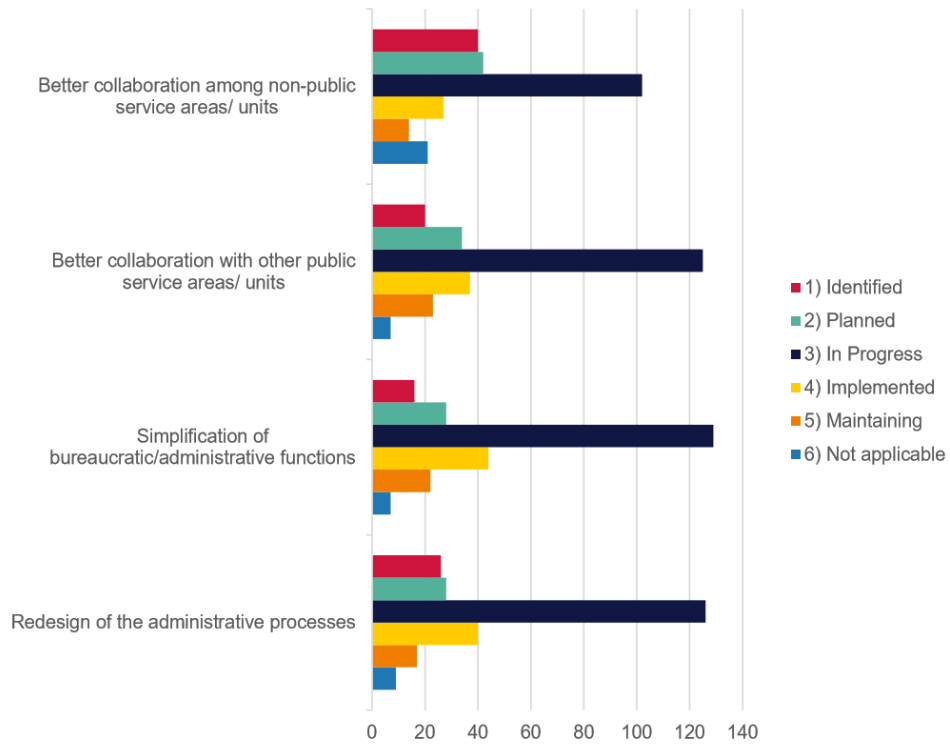
Question typology	Data	Cluster	Value
Matrix - Single choice	All Respondents	Reference Sample	Percentage

2.3 Please select the option that best represents the organisational and administrative changes enabled by digital innovation in your public authority:



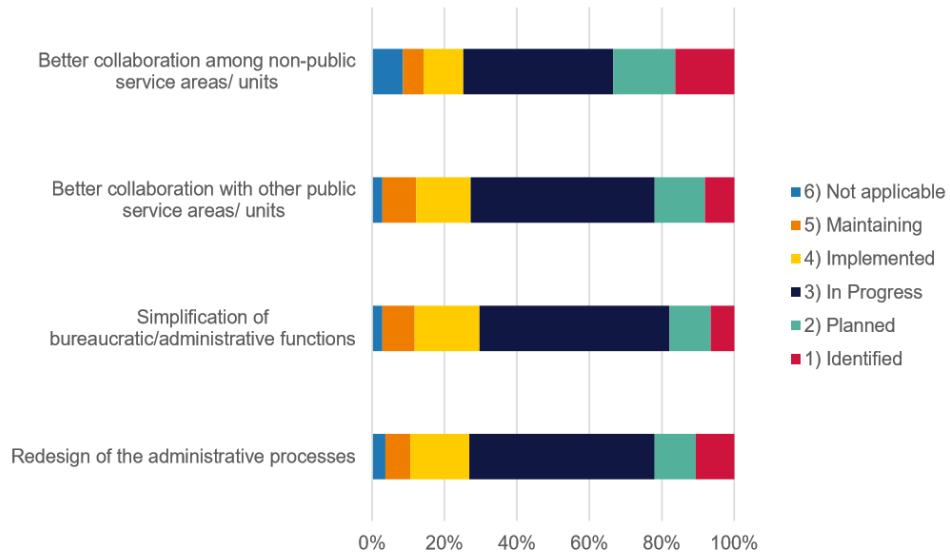
Question typology	Data	Cluster	Value
Matrix - Single choice	All Respondents	Capital cities	Percentage

2.3 Please select the option that best represents the organisational and administrative changes enabled by digital innovation in your public authority:



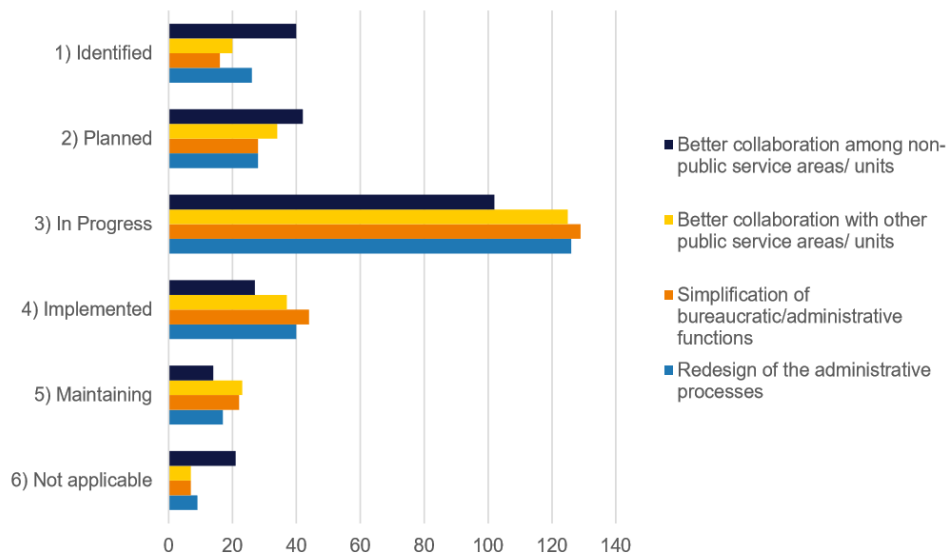
Question typology	Data	Cluster	Value
Matrix - Single choice	All Respondents	Matrix	Count

2.3 Please select the option that best represents the organisational and administrative changes enabled by digital innovation in your public authority:



Question typology	Data	Cluster	Value
Matrix - Single choice	All Respondents	Matrix	Percentage

2.3 Please select the option that best represents the organisational and administrative changes enabled by digital innovation in your public authority:

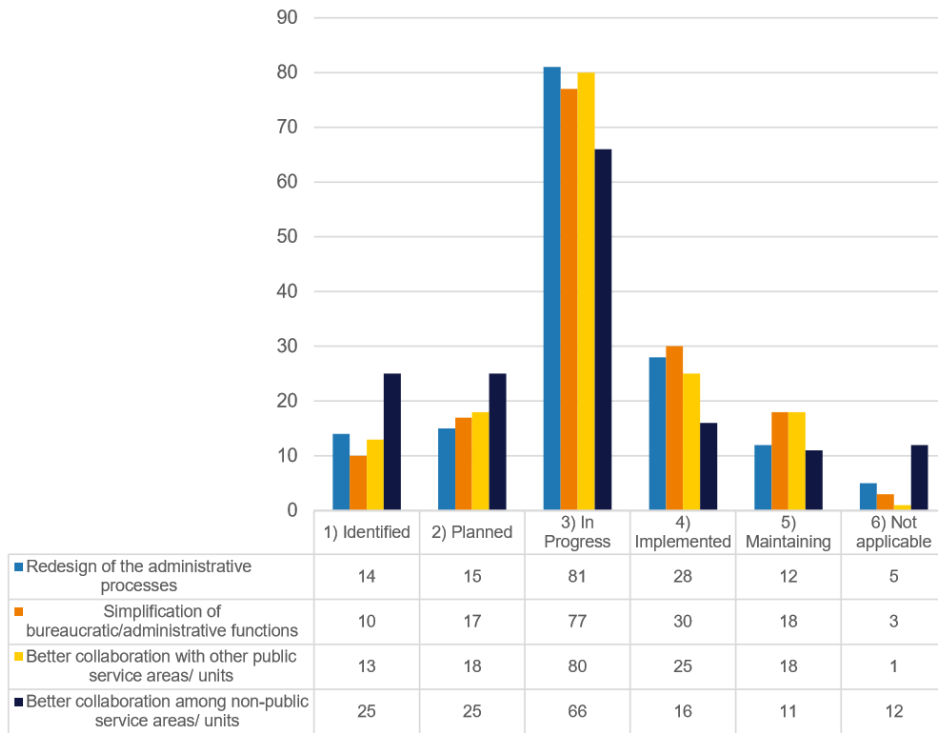


Question typology	Data	Cluster	Value
Matrix - Single choice	All Respondents	Matrix	Count

2.3 Please select the option that best represents the organisational and administrative changes enabled by digital innovation in your public authority:

REFERENCE SAMPLE

Question typology: **Matrix - Single choice**
 Number of analysed questionnaires: **155**
 Number of cities respond to this specific question: **155 (100%)**



2.3 Please select the option that best represents the organisational and administrative changes enabled by digital innovation in your public authority:

REFERENCE SAMPLE

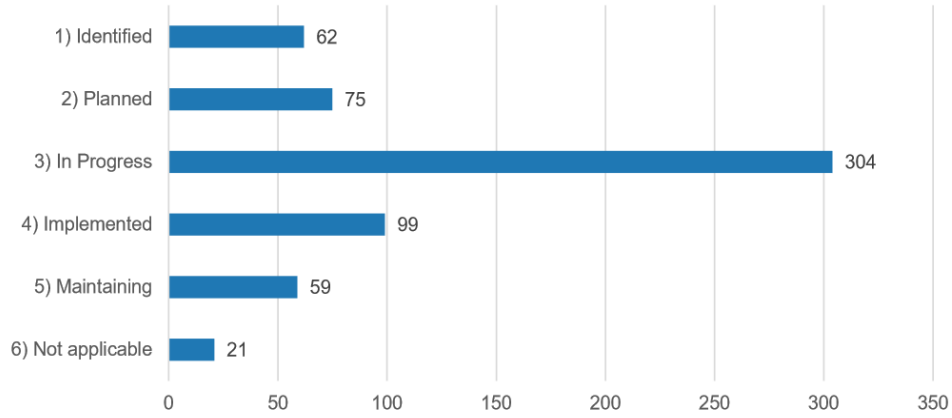
Question typology: **Matrix - Single choice**
 Number of analysed questionnaires: **155**
 Number of cities respond to this specific question: **155 (100%)**

<i>Answer (matrix columns)</i>	<i>Count *</i>	<i>Percentage **</i>
1) Identified	62	10%
2) Planned	75	12%
3) In Progress	304	49%
4) Implemented	99	16%
5) Maintaining	59	10%
6) Not applicable	21	3%

* The Count is given by the sum of all the selected rows within the same matrix column

** The percentage refers to the respondents to this specific question. The grand total could be more than 100% in the case of multiple choice questions.

2.3 Please select the option that best represents the organisational and administrative changes enabled by digital innovation in your public authority:



Question typology	Data	Cluster	Value
Matrix - Single choice	Reference Sample	-	Count