

Gram-Scale Domino Synthesis in Batch and Flow Mode of Azetidinium Salts

Alessandra Sivo,[†] Vincenzo Ruta,[†] and Gianvito Vilé*[‡]



Cite This: *J. Org. Chem.* 2021, 86, 14113–14120



Read Online

ACCESS |



Metrics & More

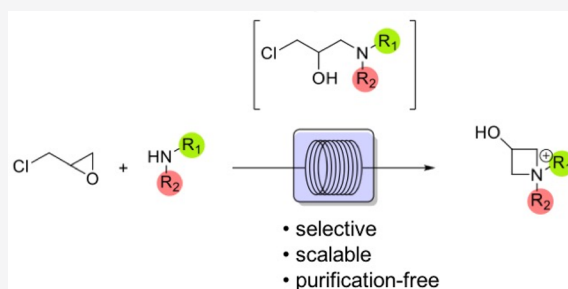


Article Recommendations



Supporting Information

ABSTRACT: Azetidinium salts are important motifs in organic synthesis but are difficult to obtain due to extremely long synthetic protocols. Herein, a rapid continuous-flow process for the on-demand synthesis of azetidinium salts is described. In particular, the nucleophilic addition of secondary amines and the subsequent intramolecular N-cyclization have been investigated in batch and continuous-flow modes, exploring the effects of solvent type, temperature, reaction time, and amine substituent on the synthesis of azetidinium salts. This has enabled us to quickly identify optimal reaction conditions and obtain microkinetic parameters, verifying that the use of a flow reactor leads to a reduction of the activation energy for the epichlorohydrin aminolysis due to the better control of mass and heat transfer during reaction. This confirms the key role of continuous-flow technologies to affect the kinetics of a reaction and make synthetic protocols ultrarapid and more efficient.



1. INTRODUCTION

Fragment-based drug design is becoming a paradigm for pharmaceutical synthesis.¹ However, the lack of molecular rigidity intrinsic to a majority of small molecules appears to be critical for the implementation of this approach. One of the most popular ways to limit molecular conformational flexibility relies on the introduction of saturated three- or four-membered nitrogen heterocycles. In this context, azetidinium salts are widely known for their versatility and peculiar reactivity: because of the ring strain, they are commonly used for alkylation via ring opening reactions with C, N, S, and O nucleophiles, and are also employed in the generation of substituted pyrrolidines via ring expansion reaction.^{2–4} The usefulness of azetidinium salts has been proven in several fields, from pharmaceutical synthesis to polymer branching.⁵ In particular, they have been employed in the synthesis of 3-aryloxy-3-aryl-1-propanamines, key intermediates to make selective serotonin reuptake inhibitors such as fluoxetine.⁶ Several studies have examined the development of synthetic protocols for the production of azetidiniums, following principally three pathways: the first via amide formation and subsequent reduction forming an amine that undergoes a ring-closing rearrangement (Scheme 1A),⁷ the second via a ring-closure reaction to give the azetidinium, which is then treated with methylating agents (MeOTf,⁵ LiHDMS, or CH₃I) to give the corresponding azetidinium salt (Scheme 1B),⁸ and the last via epoxide aminolysis using secondary amines (Scheme 1C).² In particular, epoxide aminolysis has been extensively studied and various conditions have been developed, including those based on microwave- and ultrasound-assisted methods, on the use of lanthanide or aluminum triflates and Lewis acids reagents, and on solid acid supports.^{9–15} Among epoxides, epichlorohydrin

presents a chlorine atom as a substituent of the epoxy motif and is an essential building block for pharmaceutical and fine chemical synthesis, due to its peculiar reactivity toward nucleophiles. The possibility of easily obtaining from it β -aminoalcohols as key intermediates for β -blockers, like atenolol and propranolol, is one of the most attractive applications of this compound, which today is used also in polymer synthesis to prepare cellulose-based materials.^{16–18}

The principal issues for all of these synthetic pathways are the need for harsh conditions (cryogenic and/or reflux), hazardous reagents as starting materials (i.e., SOCl₂ or DIBAL-H), long and expensive purifications, and potential exothermic steps. In this direction, it is well established that continuous-flow chemistry, in which common batch reactors are replaced by microreactors with tailored geometry, materials, and dimensions, enables better control of the reaction parameters and driving forces, such as temperature, pressure, heat, and mass transfer.^{19–36} In the case of the highly exothermic epichlorohydrin aminolysis, the better control of temperature operated by microreactors allows one to carry out the reaction in a safer way, with important consequences for the reaction yield (Scheme 1D). Finally, the use of a flow reactor meets the need for a safer, environmentally sustainable, and circular chemistry.³⁷

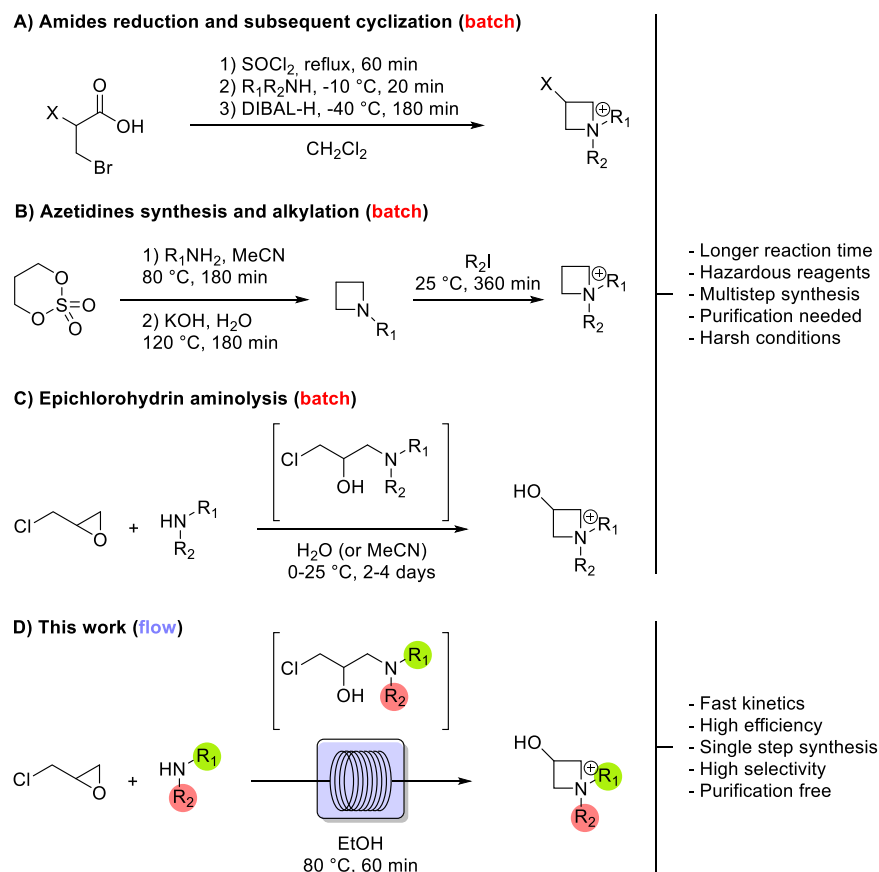
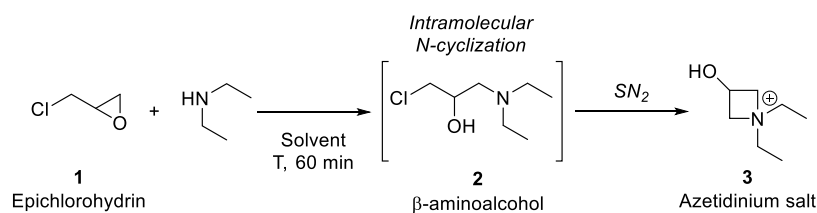
Special Issue: Enabling Techniques for Organic Synthesis

Received: June 23, 2021

Published: September 1, 2021



Scheme 1. General Strategies for Azetidinium Synthesis

Table 1. Solvent and Temperature Screening for Azetidinium Synthesis under Batch Conditions^a

entry	solvent	T ($^\circ\text{C}$)	t (min)	yield ^b (%)
1	acetonitrile	60	60	11
2	hexane	60	60	19
3	EtOH	25	60	2
4	EtOH	60	60	30
5	EtOH	80	60	51
6	H_2O	25	5	3
7	H_2O	25	30	7
8	H_2O	25	60	11
9	H_2O	60	5	42
10	H_2O	60	30	55
11	H_2O	60	60	71
12	H_2O	80	5	69
13	H_2O	80	30	78
14	H_2O	80	60	84

^aConditions: 28 mmol of epichlorohydrin, 28 mmol of diethylamine, and 5 mL of solvent. ^bDetermined by NMR, using dibromomethane as the internal standard.

By exploiting this technology, we have developed a flow route to synthesize azetidinium salts, elucidating the kinetics of the reaction and optimizing the process to understand the reaction mechanism and the effect of solvation and temperature. We have

also compared batch and flow data under optimized conditions to study the effect of the reactor geometry on the kinetics of the process. Finally, we have tested the flexibility of the protocol using different amines, from primary to secondary, evaluating

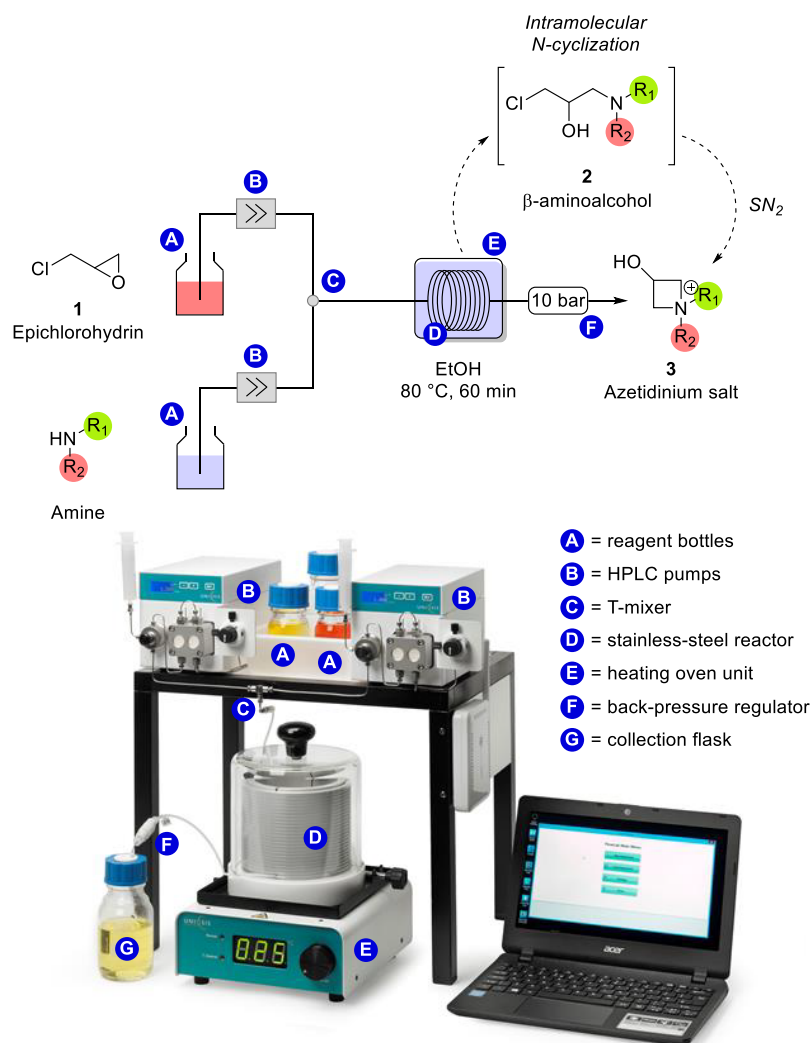


Figure 1. Flow setup for azetidinium synthesis under continuous-flow conditions.

the generality of the method with reactants having steric and electronic substitutions. Overall, the route presented herein is facile and rapid, and enables the synthesis of azetidiniums in gram quantities, making it possible to further explore the chemical space around them for pharmaceutical and fine chemical applications.

2. RESULTS AND DISCUSSION

2.1. Batch Optimization. We have initiated the work by conducting preliminary tests in batch mode, carrying out the aminolysis of epichlorohydrin using diethylamine, at room temperature, for 48 h in water. After dropwise addition of epichlorohydrin **1** to a stirred solution of diethylamine, the obtained 1-chloro-*N,N*-(diethylamino)propan-2-ol intermediate **2** spontaneously undergoes an intramolecular cyclization via bimolecular nucleophilic substitution (S_N2) at C1, giving the corresponding *N,N*-(diethyl)-3-hydroxyazetidinium salt **3** in 75% yield. The formation and subsequent disappearance of the intermediate have been elucidated by ¹H NMR analysis, through the determination of the intensity of the characteristic peaks assigned to this product (dd, δ 3.64–3.70). This approach was the only one that could monitor the reaction, because the degree of conversion of the two reactants could not be calculated given

that both epichlorohydrin and diethylamine are volatile species and evaporate during concentration of the samples.

The effects of the solvent (acetonitrile, hexane, ethanol, and water) and temperature (25, 60, and 80 °C in H₂O) are listed in Table 1. In particular, the yield of **3** increases with temperature from 2% at 25 °C to 51% at 80 °C in EtOH. The effect demonstrates that higher temperatures are needed to activate the nucleophilic addition and the subsequent intramolecular N-cyclization. The solvent can also make a major contribution to the reactivity. In fact, at 60 °C and 60 min, the reaction in EtOH gives a 30% yield and the reaction in H₂O gives an 71% yield. However, at 60 °C and 60 min, the reaction in acetonitrile gives a 11% yield and the reaction in hexane gives an 19% yield. These results confirm that, differently from the classical solvent effect on S_N2 reactions, polar protic solvents are the most appropriate choice for the synthesis of azetidinium salts. This can be justified considering the increased level of activation of the epichlorohydrin and stabilization of the obtained aminolysis intermediate, involving pseudocyclic structures that are more stable in polar solvents.³⁸ Finally, longer reaction times are also beneficial for the reaction. On the basis of these results, it was possible to identify H₂O and EtOH as the best solvents and high temperature as a driving force for the reaction, which provided **3** in 83% and 51% overall yields, respectively, at 80 °C in 60 min.

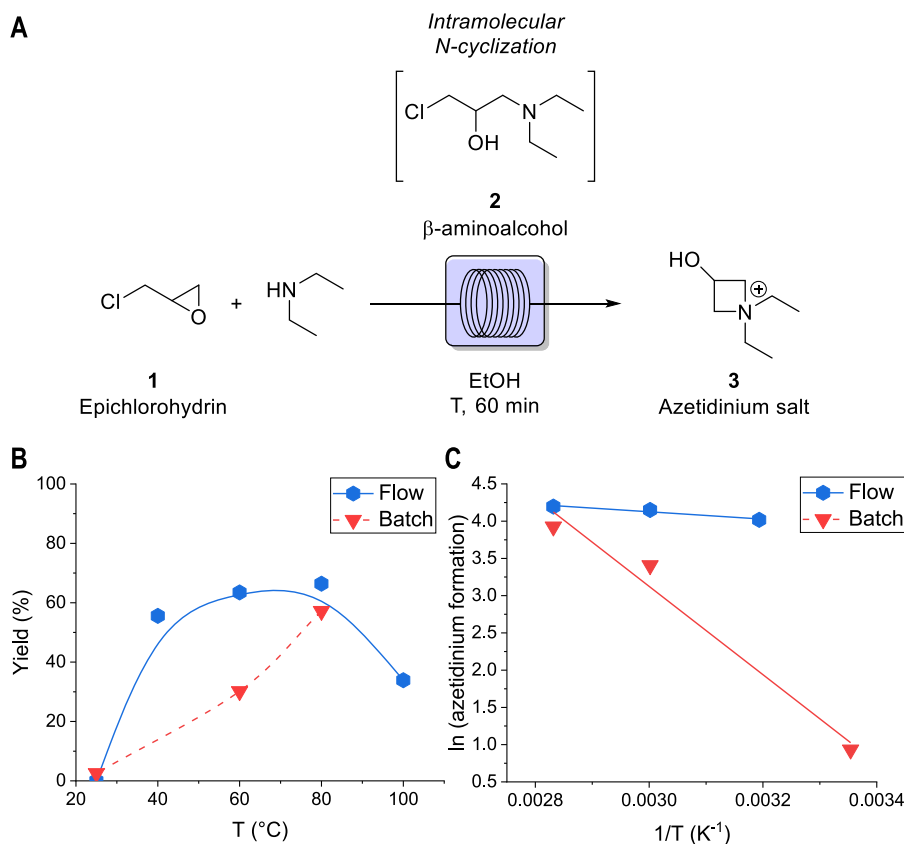


Figure 2. Temperature screening under continuous-flow conditions and comparison with batch data.

Both solvents have peculiar advantages. If water enhances the reaction yield, ethanol provides a better solubilization of the reactants, effectively improving mass transfer and being easier to remove from the reaction mixture.

2.2. Development of a Continuous-Flow Process. After this preliminary batch optimization, we have considered developing a flow route for the reaction. The choice of a flow reactor is justified on the basis of two main aspects: (i) safety concerns due to the reaction exothermicity (in the batch protocol, epichlorohydrin had to be added dropwise at 0 °C), addressed by the better containment upon operating micro-reactors as closed systems, and (ii) a more appropriate control of the reaction parameters, particularly heat transfer effects, due to the reactor geometry (Figure 1). For this reason, we have used a commercial UNIQSIS continuous-flow automated platform featuring two HPLC pumps that inject reagent solutions into the flow setup. After passing a T-mixer, reagents flow in a stainless steel coil reactor (with an internal volume of 60 mL) under strictly controlled temperature and pressure conditions regulated by a heating module and a back-pressure regulator valve (10 bar), respectively. This intrinsic automation of the setup simplifies the synthetic protocol, avoiding the tedious and potentially harmful dropwise addition of epichlorohydrin to the amine-stirred solution.

To investigate the reaction performance under flow conditions, we have decided to study the effect of temperature on the synthesis of **3**, evaluating the reaction in water and EtOH as solvents, and keeping 60 min as the residence time (Figure 2A). Preliminary tests conducted in water led in all cases to the clogging of the reactor, mainly because of the low solubility of epichlorohydrin in water. To avoid these issues, EtOH was chosen as a solvent. This has enabled us to obtain comparative

data between the batch and flow process, showing the increased yields under flow conditions (Figure 2B). The enhancement of the reaction rate is corroborated by the vis-à-vis comparison of batch and flow data in Table S1 and by the values of the activation energy determined by the Arrhenius analysis under kinetic conditions. In fact, the reaction under batch conditions requires an activation energy of 49 kJ mol⁻¹, while the same reaction under flow mode needs only 4 kJ mol⁻¹ (Figure 2C).

2.3. Substrate Scope and Scale-up Analysis. Finally, the influence of the reactivity of secondary amines with respect to azetidinium formation has been evaluated using different substrates (Figure 3). Aliphatic amines appear to be more suitable for azetidinium formation, due to the increased electron availability on the N atom given by the inductive effect of substituents. Product formation with noncyclic amines, like diethylamine **4** and dibutylamine **5** (66% and 29% yields, respectively), is particularly favored, due to the absence of negative inductive effects. Moreover, steric hindrance does not appear to be prominent with alkylic amines, as shown by product **6** (66%). Also, the ring strain of the amine appears to be a critical factor in the reactivity of the system. More constrained amines, like pyrrolidine, are suitable for the formation of the azetidinium **7**, observed in 49% yield, but unfavored if compared to azetidinium **8**, observed in a 75% yield. This kind of reactivity is probably due to the formation of an azaspirocyclic motif positively charged on the N atom, whose instability is a function of ring strain. Even if morpholine is a nonconstrained cyclic amine, the low yield of **9** (28%) highlights a correlation between the basicity of amines and their reactivity: in fact, amines that furnished products from **4** to **8** have a pK_a of ~11, whereas morpholine is slightly more acidic (pK_a ~ 8). This trend can also be observed in **10–12**, where reactivity is heavily influenced by

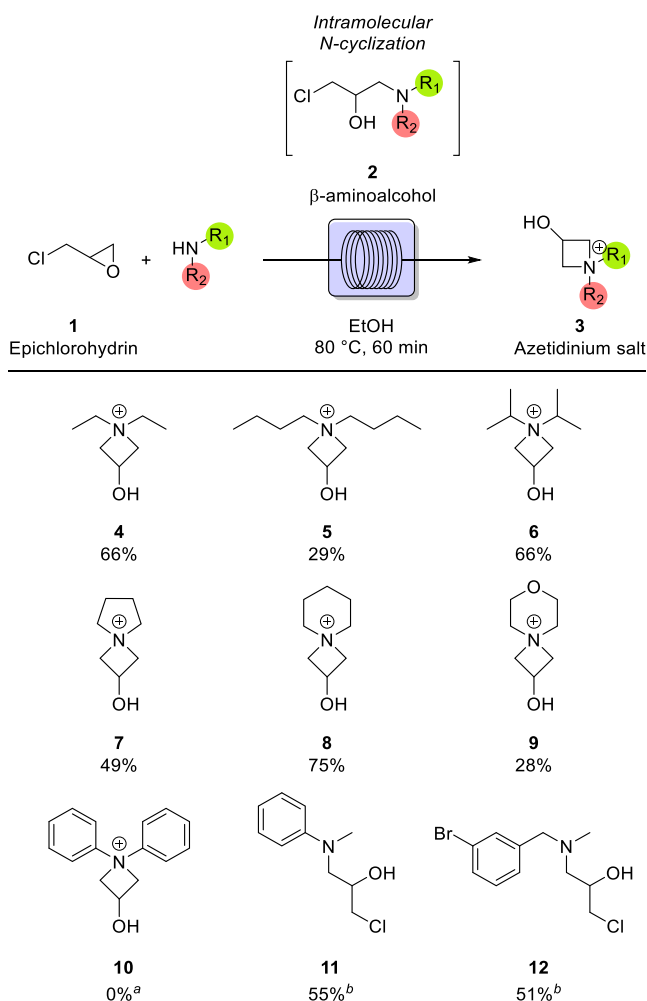


Figure 3. Continuous-flow screening of substrates. ^aAs discussed in the text, the aminolysis is affected by the steric hindrance and negative inductive effect of diphenylamine, resulting in the absence of product formation. ^bThe reaction stops at the formation of the open chain intermediate.

electronic factors. A negative inductive effect is prominent in the aminolysis mediated by diphenylamine, in which product **10** is not observed (0%); this effect is less accentuated with *N*-methylaniline, in which the positive inductive effect of the alkylic substituent is balanced by the negative one of the phenyl moiety, leading to the formation of open chain intermediate **11** (55% yield). Also using sterically hindered amines, but with favorable electronic effects and appropriate basicity, the formation of the azetidinium product is inhibited, stopping the reaction at the formation of intermediate **12** (51% yield). It has to be remarked that all of the yields reported in **Figure 3** refer to the compounds after flow synthesis and concentration in vacuum. In the case of incomplete conversion, the unconverted epichlorohydrin and the amine evaporate during concentration, leading to a clean product.

To study the scalability of our process, all of the reactions have been carried out from 1 to 4 g scale; thus, all yields presented in this work and in **Figure 3** can be considered as those for a scale-up process. This points to the efficiency of the method, which can generate azetidiniums quickly, in large amounts, and in very high purity: in fact, in all cases, only the product remains in the crude after rotatory evaporation (as demonstrated also by the NMR spectra in the **Supporting Information**), pointing to the

high selectivity of the route. We have developed a computational fluid dynamic (CFD) model to describe this effect, as well as the fluid patterns and interfacial mass transfer in our flow reactor (**Figure 4**). The CFD simulation is in good quantitative

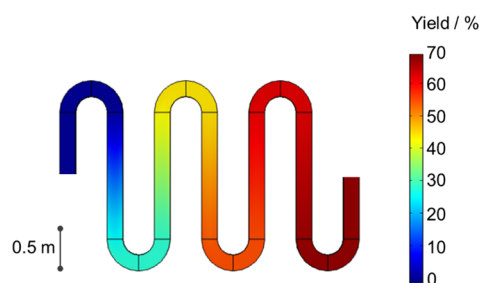


Figure 4. CFD simulation for the continuous-flow synthesis of azetidinium salt from epichlorohydrin with diethylamine, showing the laminar flow rate and good fitting between the modeling and the experimental data.

agreement with the experiments, showing an ~70% yield of **3** at the outlet of the reactor, in line with the experimentally observed 66% yield. The model indicates that the dominant transport mechanism is a laminar flow pattern, in line with previous literature data.³⁹

2.4. Mechanistic and Kinetic Studies. We have finally conducted kinetic studies, carrying out the reaction in deuterium oxide as the solvent. This is possible by withdrawing and immediately analyzing the solution at 25 °C. Monitoring the reaction in time, we have observed an increase in the level of product formation, which is initially slower, due to intermediate formation, whose rearrangement to the product makes the azetidinium formation more visible at longer reaction times (**Figures 5A**). In particular, product selectivity data confirm this hypothesis, as this parameter also decreases with time at higher temperatures; this trend can be justified considering polymerization side reactions. The high conversion data obtained from the beginning of the reaction at all temperatures demonstrate the high reaction rate of intermediate formation; moreover, the low yield and selectivity for the intermediate show the high rate of the *N*-cyclization reaction, for an overall fast process. This hypothesis is confirmed by following characteristic peaks of the reagents, product, and intermediate in NMR spectra (**Figure 5B**), revealing a decrease in the intensity in time of the diethylamine peak (t, δ 1.00), contextual to an increase in the height of azetidinium peaks (dd, δ 4.49–4.58) and to an earlier increase and successive decrease in intensity for the intermediate signal (dd, δ 3.64–3.70). The concentrations of species have been calculated by integrating these peaks, and the variation of the concentration with time is shown in **Figure 5A**. On the basis of these results, we can state that the reaction mechanism in batch and flow mode involves the fast formation of the 1-chloro-*N,N*-(diethylamino)propan-2-ol intermediate, which rearranges quickly, giving the final azetidinium product. In the reaction mechanism, an important role is played by the presence of a polar solvent (such as water or EtOH), which activates the epichlorohydrin and initiates the nucleophilic addition, stabilizing both the intermediate and the product as illustrated in **Figure 5C**. However, for the case of a flow reaction, this mechanistic effect has to be combined with practical aspects, and thus, EtOH has been selected as a solvent to avoid clogging issues in the microreactor and solubilize completely the reagents.

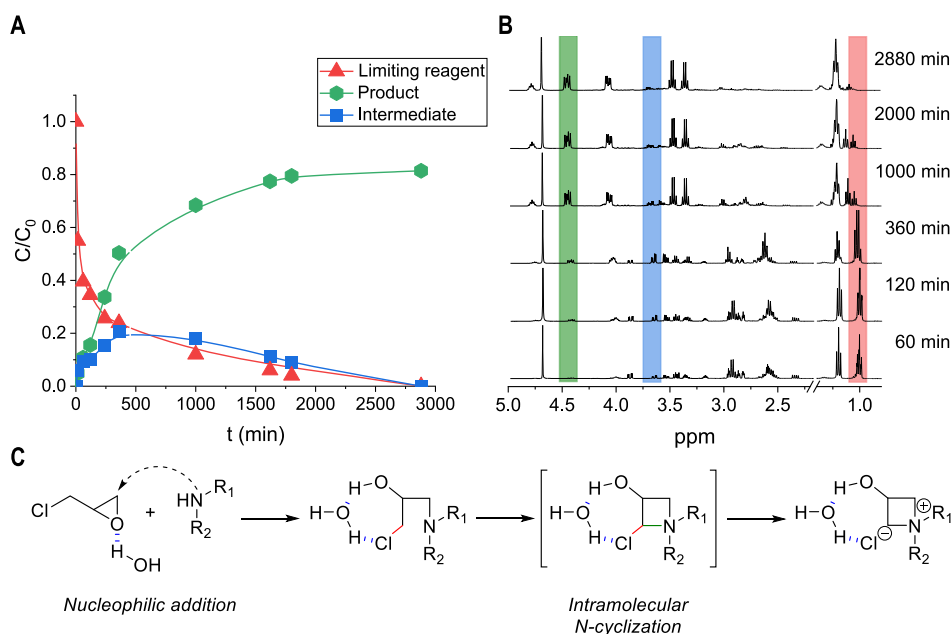


Figure 5. (A) Variation of the concentrations of species during the reaction. (B) NMR analysis *in operando*. (C) Proposed mechanism for the reaction.

3. CONCLUSIONS

In summary, we have reported the aminolysis of epichlorohydrin with diethylamine, elucidating the role of solvation, reaction time, and temperature on the reaction yield. The flow method has proved to be highly efficient, giving the corresponding azetidinium salt **3** in higher yields compared to the batch method. In addition to that, we have shown that the continuous process is faster than the batch reaction. Moreover, the intrinsic automation of the flow setup plays a key role in the simplification of the process, avoiding time-consuming and potentially harmful operations, such as adding dropwise epichlorohydrin. The proposed continuous-flow protocol appears to be suitable for a scaled-up synthesis and for different kinds of secondary amines, showing the good flexibility of the procedure.

4. EXPERIMENTAL SECTION

4.1. Characterizations. Various amines and epichlorohydrin were purchased from Sigma-Aldrich. ¹H and ¹³C NMR spectra were recorded on a Bruker 400 MHz spectrometer. ¹H and ¹³C NMR chemical shifts are reported in parts per million downfield from tetramethylsilane.

4.2. Batch Synthesis of 3-Hydroxyazetidinium Chloride. Epichlorohydrin (1 equiv, 28 mmol, 2.6 g, 2.8 M) was added dropwise to a stirred solution of amine (1 equiv, 28 mmol) in the appropriate solvent (5 mL), shown in Table 1, stirring at the desired temperature for 1 h. The crude mixture obtained was concentrated under vacuum and analyzed by NMR, using dibromomethane as an internal standard. No further purification was needed.

4.3. Continuous-Flow Synthesis of 3-Hydroxyazetidinium Chloride. A solution of epichlorohydrin (2.8 M in EtOH, flow rate of 0.5 mL min⁻¹) and a solution of amine (2.8 M in EtOH, flow rate of 0.5 mL min⁻¹) were introduced into the reactor by HPLC pumps, with a residence time of 60 min. The crude mixture obtained is concentrated under vacuum and analyzed by NMR, using dibromomethane as the internal standard. No further purification is needed.

Continuous-flow reactions were conducted in a UNIQUIS FlowLab unit, consisting of two HPLC pumps, a stainless steel T-mixer, a HotCoil heater reactor station, and a back-pressure valve regulator of 10 bar. All of the reactions were carried out in a 60 mL stainless steel coil reactor, with an internal diameter of 1 mm.

4.3.1. 1,1-Diethyl-3-hydroxyazetidinium-1-ium (4). Colorless oil (66%, 3.0 g); ¹H NMR (400 MHz, DMSO-*d*₆) δ 6.65 (d, *J* = 7.0 Hz, 1H), 4.66–4.57 (m, 1H), 4.44 (dd, *J* = 12.0, 7.2 Hz, 2H), 4.12 (dd, *J* = 12.0, 7.2 Hz, 2H), 3.52–3.47 (q, *J* = 7.2 Hz, 2H), 3.38–3.33 (q, *J* = 7.2 Hz, 3H), 1.12 (t, *J* = 7.2 Hz, 6H); ¹³C{¹H} NMR (101 MHz, DMSO-*d*₆) δ 70.3, 56.0, 55.8, 53.9, 23.6, 8.3, 7.9; HRMS (ESI-QIT) *m/z* calcd for C₇H₁₆NO⁺ [M]⁺ 130.1226, found 130.2485.

4.3.2. 1,1-Dibutyl-3-hydroxyazetidinium-1-ium (5). Colorless oil (29%, 0.7 g); ¹H NMR (400 MHz, CDCl₃) δ 6.85 (s, 1H), 4.89–4.86 (m, 1H), 4.59 (dd, *J* = 11.6, 7.1 Hz, 2H), 4.39 (dd, *J* = 11.6, 7.1 Hz, 2H), 2.52–2.34 (m, 4H), 1.28–1.10 (m, 8H), 0.85 (t, *J* = 7.2 Hz, 6H); ¹³C{¹H} NMR (101 MHz, CDCl₃) δ 70.6, 54.1, 29.3, 20.5, 14.0; HRMS (ESI-QIT) *m/z* calcd for C₁₁H₂₄NO⁺ [M]⁺ 186.1852, found 186.2336.

4.3.3. 3-Hydroxy-1,1-diisopropylazetidinium-1-ium (6). Colorless oil (66%, 2.5 g); ¹H NMR (400 MHz, D₂O) δ 4.64 (dd, *J* = 13.5, 6.4 Hz, 1H), 4.35 (dd, *J* = 13.9, 7.5 Hz, 2H), 4.15 (dd, *J* = 13.9, 6.0 Hz, 2H), 3.80 (dt, *J* = 12.9, 6.5, 3.1 Hz, 2H), 1.38 (t, *J* = 6.6 Hz, 12H); ¹³C{¹H} NMR (101 MHz, D₂O) δ 61.14, 60.93, 60.08, 57.43, 16.24; HRMS (ESI-QIT) *m/z* calcd for C₉H₂₀NO⁺ [M]⁺ 158.1539, found 158.2225.

4.3.4. 2-Hydroxy-4-azaspiro[3.4]octan-4-ium (7). Colorless oil (49%, 3.5 g); ¹H NMR (400 MHz, DMSO) δ 6.62 (s, 1H), 4.65–4.6 (m, 1H), 4.50 (dd, *J* = 11.6, 6.9 Hz, 2H), 4.24 (dd, *J* = 11.6, 5.7 Hz, 2H), 3.68–3.64 (m, 2H), 3.61–3.55 (m, 2H), 1.97–1.93 (m, 4H); ¹³C{¹H} NMR (101 MHz, DMSO) δ 71.27, 64.41, 62.98, 21.51, 21.29; HRMS (ESI-QIT) *m/z* calcd for C₇H₁₄NO⁺ [M]⁺ 128.1070, found 128.2299.

4.3.5. 2-Hydroxy-4-azaspiro[3.5]nonan-4-ium (8). Yellow oil (75%, 3.0 g); ¹H NMR (400 MHz, DMSO) δ 6.61 (d, *J* = 6.7 Hz, 1H), 4.69–4.57 (m, 1H), 4.50–4.38 (m, 2H), 4.10 (dd, *J* = 11.9, 5.5 Hz, 2H), 3.54 (dd, *J* = 11.2, 5.7 Hz, 3H), 3.39 (dd, *J* = 17.9, 12.2 Hz, 3H), 2.67–2.33 (m, *J* = 45.7, 25.3, 21.0 Hz, 6H), 1.72–1.63 (m, *J* = 9.9, 5.1 Hz, 4H), 1.59–1.51 (m, 3H), 1.46–1.32 (m, 4H); ¹³C{¹H} NMR (101 MHz, DMSO) δ 70.98, 62.16, 60.40, 58.25, 54.65, 25.19; HRMS (ESI-QIT) *m/z* calcd for C₈H₁₆NO⁺ [M]⁺ 142.1226, found 142.2198.

4.3.6. 2-Hydroxy-7-oxa-4-azaspiro[3.5]nonan-4-ium (9). Orange oil (28%, 1.4 g); ¹H NMR (400 MHz, DMSO) δ 6.65 (s, 1H), 4.70–4.63 (m, 1H), 4.58 (dd, *J* = 11.9, 6.6 Hz, 2H), 4.24 (dd, *J* = 11.6, 5.2 Hz, 2H), 3.93–3.85 (m, 2H), 3.79 (dd, *J* = 9.2, 3.6 Hz, 4H), 3.64 (dd, *J* = 9.3, 4.5 Hz, 13H), 3.58 (dd, *J* = 7.7, 3.2 Hz, 8H), 3.54 (t, *J* = 4.8 Hz, 3H), 2.79–2.54 (m, 12H), 2.44 (ddd, *J* = 19.1, 9.9, 4.0 Hz, 13H); ¹³C{¹H} NMR (101 MHz, DMSO) δ 61.85, 60.82, 58.29, 54.24, 53.76; HRMS (ESI-QIT) *m/z* calcd for C₇H₁₄NO₂⁺ [M]⁺ 144.1019, found 144.1926.

4.3.7. **1-Chloro-3-[methyl(phenyl)amino]propan-2-ol (11).** Dark green oil (55%, 3.0 g); ^1H NMR (400 MHz, DMSO) δ 7.18 (t, J = 7.8 Hz, 1H), 6.74 (d, J = 8.1 Hz, 1H), 6.63 (t, J = 7.1 Hz, 1H), 3.97–3.91 (m, 1H), 3.65 (dd, J = 11.1, 4.5 Hz, 1H), 3.59 (dd, J = 11.2, 5.4 Hz, 1H), 3.49 (dd, J = 14.9, 5.2 Hz, 1H), 3.29 (dd, J = 14.9, 7.1 Hz, 1H); $^{13}\text{C}\{^1\text{H}\}$ NMR (101 MHz, DMSO) δ 149.34, 129.43, 116.32, 112.40, 68.67, 56.19, 48.60; HRMS (ESI-QIT) m/z calcd for $\text{C}_{10}\text{H}_{15}\text{ClNO}^+ [\text{M} + \text{H}^+]^+$ 200.0837, found 200.1086; HRMS (ESI-QIT) m/z calcd for $\text{C}_{10}\text{H}_{14}\text{ClNNaO}^+ [\text{M} + \text{Na}^+]^+$ 222.0656, found 222.0811.

4.3.8. **1-[(3-Bromobenzyl)(methyl)amino]-3-chloropropan-2-ol (12).** Colorless oil (51%, 3.9 g); ^1H NMR (400 MHz, CDCl_3) δ 7.39 (s, 1H), 7.37–7.31 (m, 1H), 7.21–7.09 (m, 1H), 3.95–3.89 (m, 1H), 3.62 (d, J = 5.5 Hz, 1H), 3.58 (s, 1H), 3.50 (d, J = 4.6 Hz, 2H), 2.56–2.47 (m, 3H), 2.22 (s, 3H); $^{13}\text{C}\{^1\text{H}\}$ NMR (101 MHz, CDCl_3) δ 139.99, 132.02, 130.69, 130.08, 127.71, 122.49, 67.39, 61.88, 60.22, 47.18, 42.20; HRMS (ESI-QIT) m/z calcd for $\text{C}_{11}\text{H}_{16}\text{BrClNO} [\text{M} + \text{H}^+]^+$ 292.0098, found 292.0002.

4.4. **Kinetic Study.** Epichlorohydrin (1 equiv, 28 mmol, 2.6 g, 2.8 M) was added dropwise to a stirred solution of diethylamine (1 equiv, 28 mmol, 2 g) in D_2O (5 mL), stirring at 25 °C for 48 h. Aliquots of the reaction mixture were withdrawn at the indicated time and immediately analyzed by ^1H NMR, using ACN as the internal standard.

4.5. **Reactor Modeling.** The reactor simulation was performed using the COMSOL Multiphysics (version 6.3) suite, employing the Chemical Reaction Engineering, the Heat Transfer modules, and the physics-based meshing algorithm with a triangular mesh element size set to extremely fine to discretize the reactor. The kinetic parameters were determined by interpolating the experimental batch and flow data. A sinusoidal tube was constructed in lieu of a coil to reduce the computational complexity, given that the effects of the curvature of the coil on velocity, concentration, and temperature are minimal. The equations were solved numerically using Newton's method, and convergence was ensured by achieving an absolute error estimate of $<5 \times 10^{-4}$.

ASSOCIATED CONTENT

Supporting Information

The Supporting Information is available free of charge at <https://pubs.acs.org/doi/10.1021/acs.joc.1c01487>.

^1H and ^{13}C NMR spectra of new compounds (PDF)

AUTHOR INFORMATION

Corresponding Author

Gianvito Vilé – Department of Chemistry, Materials, and Chemical Engineering “Giulio Natta”, Politecnico di Milano, IT-20133 Milano, Italy; Email: gianvito.vile@polimi.it

Authors

Alessandra Sivo – Department of Chemistry, Materials, and Chemical Engineering “Giulio Natta”, Politecnico di Milano, IT-20133 Milano, Italy

Vincenzo Ruta – Department of Chemistry, Materials, and Chemical Engineering “Giulio Natta”, Politecnico di Milano, IT-20133 Milano, Italy

Complete contact information is available at: <https://pubs.acs.org/doi/10.1021/acs.joc.1c01487>

Author Contributions

[†]A.S. and V.R. contributed equally to this work.

Notes

The authors declare no competing financial interest.

ACKNOWLEDGMENTS

The authors gratefully acknowledge Flavio Tollini and Matteo Vergani for reaction modeling. The authors gratefully acknowl-

edge financial support from the Fondazione Politecnico di Milano, the Fondazione Bracco (G.V., Felder award), and Bracco Spa (A.S. and V.R.).

REFERENCES

- (1) Grainger, R.; Heightman, T. D.; Ley, S. V.; Lima, F.; Johnson, C. N. Enabling synthesis in fragment-based drug discovery by reactivity mapping: photoredox-mediated cross-hydrogenative heteroarylation of cyclic amines. *Chem. Sci.* **2019**, *10*, 2264–2271.
- (2) Kenis, S.; D'hooghe, M.; Verniest, G.; Dang Thi, T. A.; Pham The, C.; Van Nguyen, T.; De Kimpe, N. Synthesis of 1-alkyl-2-(trifluoromethyl)azetidines and their regioselective ring opening toward diverse α -(trifluoromethyl)amines via intermediate azetidinium salts. *J. Org. Chem.* **2012**, *77*, 5982–5992.
- (3) Couty, F.; David, O.; Durrat, F.; Evano, G.; Lakhdar, S.; Marrot, J.; Vargas-Sanchez, M. Nucleophilic ring-opening of azetidinium ions: insights into regioselectivity. *Eur. J. Org. Chem.* **2006**, *2006*, 3479–3490.
- (4) Drouillat, B.; d'Aboville, E.; Bourdreux, F.; Couty, F. Synthesis of 2-phenyl- and 2,2-diarylpiperidines through Stevens rearrangement performed on azetidinium ions. *Eur. J. Org. Chem.* **2014**, *2014*, 1103–1109.
- (5) Börjesson, M.; Westman, G. Branching of hemicelluloses through an azetidinium salt ring-opening reaction. *Carbohydr. Res.* **2016**, *428*, 23–30.
- (6) O'Brien, P.; Phillips, D. W.; Towers, T. D. An azetidinium ion approach to 3-aryloxy-3-aryl-1-propanamines. *Tetrahedron Lett.* **2002**, *43*, 7333–7335.
- (7) Li, F.; Wang, Y. Methods and compositions for the synthesis of multimerizing agents. U.S. Patent 9,024,028, 2015.
- (8) Zheng, B.; Zhang, Y.; Zhang, Z.; Liu, L.; Chen, S.; Zhang, S. Azetidinium-based hypergolic ionic liquids with high strain energy. *ChemistrySelect.* **2018**, *3*, 284–288.
- (9) Bedore, M. W.; Zaborenko, N.; Jensen, K. F.; Jamison, T. F. Aminolysis of epoxides in a microreactor system: a continuous flow approach to β -amino alcohols. *Org. Process Res. Dev.* **2010**, *14*, 432–440.
- (10) Abaee, M. S.; Hamidi, V.; Mojtahedi, M. M. Ultrasound promoted aminolysis of epoxides in aqueous media: a rapid procedure with no pH adjustment for additive-free synthesis of β -aminoalcohols. *Ultrason. Sonochem.* **2008**, *15*, 823–827.
- (11) Procopio, A.; Gaspari, M.; Nardi, M.; Oliverio, M.; Rosati, O. Highly efficient and versatile chemoselective addition of amines to epoxides in water catalyzed by erbium (III) triflate. *Tetrahedron Lett.* **2008**, *49*, 2289.
- (12) Chai, Y.; Xie, L.; Yu, Z.; Dai, W.; Wu, G.; Guan, N.; Li, L. Lead-containing Beta zeolites as versatile Lewis acid catalysts for the aminolysis of epoxides. *Microporous Mesoporous Mater.* **2018**, *264*, 230–239.
- (13) Desai, H.; D'Souza, B. R.; Foether, D.; Johnson, B. F.; Lindsay, H. A. Regioselectivity in a highly efficient, microwave-assisted epoxide aminolysis. *Synthesis* **2007**, *2007*, 902–910.
- (14) Maheswara, M.; Rao, K. S. V. K.; Do, J. Y. Regioselective ring-opening of epoxides with amines using $\text{Zn}(\text{ClO}_4)_2 \cdot \text{Al}_2\text{O}_3$ as a heterogeneous and recyclable catalyst. *Tetrahedron Lett.* **2008**, *49*, 1795–1800.
- (15) Li, B.; Bader, S.; Guinness, S. M.; Gut Ruggieri, S.; Hayward, C. M.; Hoagland, S.; Lucas, J.; Li, R.; Limburg, D.; McWilliams, J. C.; Raggon, J.; Van Alsten, J. Continuous flow aminolysis under high temperature and pressure. *J. Flow Chem.* **2020**, *10*, 145–156.
- (16) Findrik Blažević, Z.; Milčić, N.; Sudar, M.; Majerić Elenkov, M. Halohydrin dehalogenases and their potential in industrial application – A viewpoint of enzyme reaction engineering. *Adv. Synth. Catal.* **2021**, *363*, 388–410.
- (17) González-Ugarte, A. S.; Hafez, I.; Tajvidi, M. Characterization and properties of hybrid foams from nanocellulose and kaolin-microfibrillated cellulose composite. *Sci. Rep.* **2020**, *10*, 17459.

(18) Khalil, A. M.; Hashem, T.; Gopalakrishnan, A.; Schäfer, A. I. Cyclodextrin composite nanofiber membrane: impact of the crosslinker type on steroid hormone micropollutant removal from water. *ACS Appl. Polym. Mater.* **2021**, *3*, 2646–2656.

(19) Ingham, R. J.; Battilocchio, C.; Fitzpatrick, D. E.; Sliwinski, E.; Hawkins, J. M.; Ley, S. V. A systems approach towards an intelligent and self-controlling platform for integrated continuous reaction sequences. *Angew. Chem., Int. Ed.* **2015**, *54*, 144–148.

(20) Sagmeister, P.; Lebl, R.; Castillo, I.; Rehr, J.; Krusz, J.; Sipek, M.; Horn, S.; Sacher, S.; Cantillo, D.; Williams, J. D.; Kappe, C. O. Advanced real-time process analytics for multistep synthesis in continuous flow. *Angew. Chem., Int. Ed.* **2021**, *60*, 8139–8148.

(21) Noel, T.; Kuhn, K.; Musacchio, A. J.; Jensen, J. F.; Buchwald, S. L. Suzuki–Miyaura cross-coupling reactions in flow: multistep synthesis enabled by a microfluidic extraction. *Angew. Chem., Int. Ed.* **2011**, *50*, 5943–5946.

(22) Yoshida, J.; Kim, H.; Nagaki, A. “Impossible” chemistries based on flow and micro. *J. Flow Chem.* **2017**, *7*, 60–64.

(23) Gioiello, A.; Piccinno, A.; Lozza, A. M.; Cerra, B. The medicinal chemistry in the era of machines and automation: recent advances in continuous flow technology. *J. Med. Chem.* **2020**, *63*, 6624–6647.

(24) Ley, S. V.; Chen, Y.; Robinson, A.; Otter, B.; Godineau, E.; Battilocchio, C. A comment on continuous flow technologies within the agrochemical industry. *Org. Process Res. Dev.* **2021**, *25*, 713–720.

(25) Seemann, A.; Panten, J.; Kirschning, A. Flow chemistry under extreme conditions: synthesis of macrocycles with musklike olfactory properties. *J. Org. Chem.* **2021**, DOI: 10.1021/acs.joc.1c00663.

(26) Laudadio, G.; Straathof, N. J. W.; Lanting, M. D.; Knoops, B.; Hessel, V.; Noël, T. An environmentally benign and selective electrochemical oxidation of sulfides and thiols in a continuous-flow microreactor. *Green Chem.* **2017**, *19*, 4061–4066.

(27) Lin, H.; Dai, C.; Jamison, T. F.; Jensen, K. F. A rapid total synthesis of ciprofloxacin hydrochloride in continuous flow. *Angew. Chem., Int. Ed.* **2017**, *56*, 8870–8873.

(28) Pastre, J. C.; Murray, P. R. D.; Browne, D. L.; Brancaglion, G. A.; Galaverna, R. S.; Pilli, R. A.; Ley, S. V. Integrated batch and continuous flow process for the synthesis of goniothalamine. *ACS Omega* **2020**, *5*, 18472–18483.

(29) Abubakar, S. S.; Benaglia, M.; Rossi, S.; Annunziata, R. Organocatalytic α -trifluoromethylthiolation of silylenol ethers: batch vs continuous flow reactions. *Catal. Today* **2018**, *308*, 94–101.

(30) Frede, T. A.; Dietz, M.; Kockmann, N. Software-guided microscale flow calorimeter for efficient acquisition of thermokinetic data. *J. Flow Chem.* **2021**, DOI: 10.1007/s41981-021-00145-6.

(31) Ruggeri, M.; Dombrowski, A. W.; Djuric, S. W.; Baxendale, I. R. Rearrangement of 3-hydroxyazetidines into 2-oxazolines. *J. Org. Chem.* **2020**, *85*, 7276–7286.

(32) Stankiewicz, A.; Sarabi, F. E.; Baubaid, A.; Yan, P.; Nigar, H. Perspectives of microwaves-enhanced heterogeneous catalytic gas-phase processes in flow systems. *Chem. Rec.* **2019**, *19*, 40–50.

(33) Márquez, N.; Moulijn, J. A.; Makkee, M.; Kreutzer, M. T.; Castaño, P. Tailoring the multiphase flow pattern of gas and liquid through micro-packed bed of pillars. *React. Chem. Eng.* **2019**, *4*, 838–851.

(34) Clayton, A. D.; Schweidtmann, A. M.; Clemens, G.; Manson, J. A.; Taylor, C. J.; Niño, C. G.; Chamberlain, T. W.; Kapur, N.; Blacker, A. J.; Lapkin, A. A.; Bourne, R. A. Automated self-optimization of multi-step reaction and separation processes using machine learning. *Chem. Eng. J.* **2020**, *384*, 123340.

(35) Werner, M.; Kuratli, C.; Martin, R. E.; Hochstrasser, R.; Wechsler, D.; Enderle, T.; Alanine, A. I.; Vogel, H. Seamless integration of dose-response screening and flow chemistry: efficient generation of structure-activity relationship data of β -secretase (BACE1) inhibitors. *Angew. Chem., Int. Ed.* **2014**, *53*, 1704–1708.

(36) Bourne, R. A.; Hii, K. K. M.; Reizman, B. J. Introduction to Synthesis 4.0: towards an internet of chemistry. *React. Chem. Eng.* **2019**, *4*, 1504–1505.

(37) Sivo, A.; de Souza Galaverna, R.; Rodrigues Gomes, G.; Pastre, J. C.; Vilé, G. From circular synthesis to material manufacturing:

advances, challenges, and future steps for using flow chemistry in novel application area. *React. Chem. Eng.* **2021**, *6*, 756–786.

(38) Tokar, A. V. The quantum-chemical investigation of N-cyclization reaction mechanism for epichlorohydrin aminolysis products. *Bulletin of Dnipropetrovsk University* **2014**, *22*, 27–30.

(39) Plutschack, M. B.; Pieber, B.; Gilmore, K.; Seeberger, P. H. The Hitchhiker’s guide to flow chemistry. *Chem. Rev.* **2017**, *117*, 11796–11893.