

Auger@TA: In-situ Cross-Calibration of the World's Largest Cosmic Ray Observatories

Adriel G B Mocellin,^{a,*} J. Caraça-Valente, C. Covault, E. Dalcan, T. Fujii, S. Im, R. James, J. Johnsen, K.H. Kampert, H. Kern, J.N. Matthews, E. Mayotte, S. Mayotte, X. Moskala, H. Que, J. Rautenberg, M. Roth, H. Sagawa, T. Sako, F. Sarazin, R. Sato, D. Schmidt, S.B. Thomas and G. Wörner for the Pierre Auger^b and Telescope Array^c Collaborations

^aDepartment of Physics, Colorado School of Mines, Golden, CO, USA

^bObservatorio Pierre Auger, Av. San Martín Norte 304, 5613 Malargüe, Argentina

Full author list: https://www.auger.org/archive/authors_icrc_2023.html

^cTelescope Array Project, 201 James Fletcher Bldg, 115 S 1400 East, Salt Lake City, UT 84112, USA

Full author list: <http://www.telescopearray.org/research/collaborators>

E-mail: spokespersons@auger.org

The Pierre Auger Observatory (Auger) and the Telescope Array (TA) are the world's two largest ultra-high-energy cosmic ray (UHECR) observatories. They operate in the Southern and Northern hemispheres, respectively, at similar latitudes but with distinct surface detector (SD) designs. A significant challenge in studying UHECR physics across the full sky is the apparent discrepancy in flux measurements between the two experiments. This discrepancy could arise from astrophysical differences and/or systematic effects related to their detector designs and sensitivities to extensive air shower components. To address this, the Auger@TA working group aims to cross-calibrate the two observatories with a self-triggering micro-Augur array within the TA array. This micro-array consists of eight Auger Surface Detector (SD) stations equipped with Water Cherenkov Detectors (WCDs) and AugerPrime Surface Scintillator Detectors. Seven SD stations, configured with a centered-1-PMT design, are arranged in a hexagonal pattern with one station in the center, with 1.5 km spacing, mirroring the Auger layout. The eighth station, which features a standard 3-PMT Auger station, is located in conjunction with a TA detector at the center of the hexagon, forming a triplet for high-statistics and low-uncertainty cross-calibration. A custom communication system that uses readily available components enables seamless communication between stations and remote access to each station through a central computer. The micro-array is now fully deployed, and initial data-taking is about to start. This presentation will detail the instrumentation, communication systems, central data acquisition system, expected performance of the micro-array, and preliminary results as appropriate.

39th International Cosmic Ray Conference (ICRC2025)
15–24 July 2025
Geneva, Switzerland



ICRC 2025

The Astroparticle Physics Conference
Geneva July 15-24, 2025

*Speaker

1. Introduction

The Pierre Auger Observatory (Auger) and the Telescope Array (TA) are the two largest cosmic ray observatories in the world, covering areas of more than 3000 km² and 700 km², respectively. Situated in the southern and northern hemispheres, they provide complementary views of the sky, enabling extensive studies of ultra-high energy cosmic rays (UHECRs). Despite using different detection techniques and calibration methods, both observatories have independently observed a suppression in the cosmic ray flux at the highest energies [1].

Determining cosmic ray energies by surface detector arrays is essential for accurately characterizing the spectrum. However, discrepancies have been recorded in the energy spectra reported by the two experiments. To investigate these differences, the Auger and TA collaborations formed an experimental joint working group called Auger@TA to understand and reconcile the observed spectral variations.

Auger and TA employ different surface-detector reconstruction approaches to estimate primary energies, reflecting their detector geometries and calibration techniques. At Auger, the signal at 1000 m from the shower axis, $S(1000)$, is converted to a reference zenith angle of 38° via the Constant Intensity Cut (CIC) method and then directly correlated with the fluorescence detector (FD) energy, producing an SD energy-scale statistical uncertainty of about 1% at the highest energies [2].

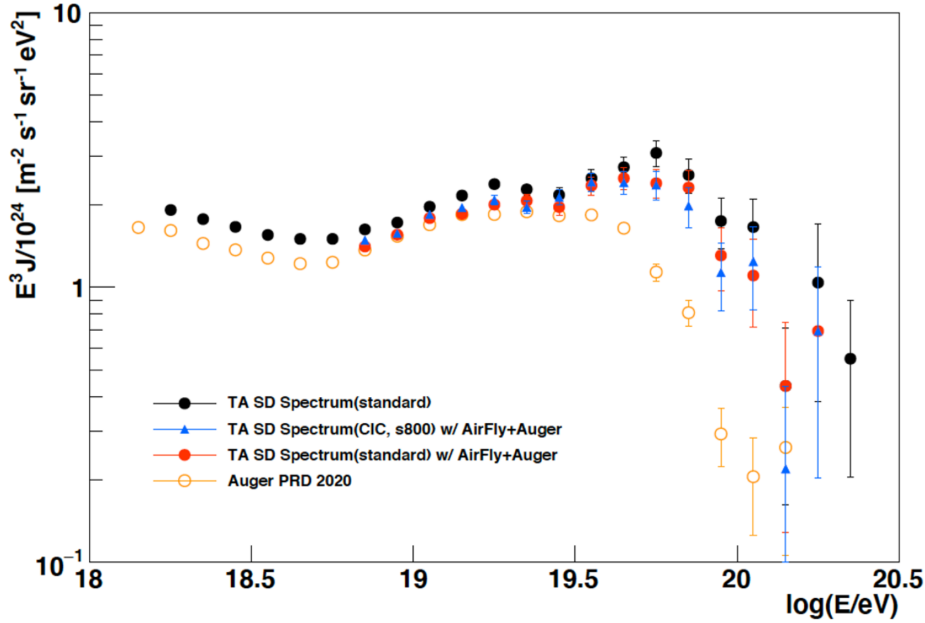


Figure 1: Comparison of the ultra-high energy cosmic-ray spectra measured by TA and Auger. Black points: TA standard analysis (14 years of SD data, TA fluorescence yield and missing-energy corrections). Red points: TA with AirFly fluorescence yield and Auger missing-energy correction (standard MC method). Blue triangles: TA with AirFly and Auger corrections using the CIC method. Orange open circles: Auger 2020 results [3].

TA, by contrast, derives its SD energy scale using Monte Carlo-derived lookup tables mapping the measured density at 800 m, $S(800)$, to primary energy and zenith angle; an independent

CIC-based reconstruction validated this simulation-based scale at about the 3% level [4]. Since the Auger–TA Energy Spectrum Working Group convened in 2012 to cross-calibrate the two observatories, TA has investigated Auger’s fundamental analysis choices with the laboratory-measured AirFly model, which would lower TA energies by about 14% when matched to Auger’s calibration [5], switching to Auger’s experimentally derived missing-energy correction, and applying the CIC procedure to normalize $S(800)$ to 38° exactly as Auger does for $S(1000)$.

These combined alternatives appear to tighten the overall energy-scale offset from about 9% to below 1% for energies below $10^{19.5}$ eV (Figure 1), demonstrating that consistent fluorescence-yield and invisible-energy treatments may be adequate to bring the two spectra into near agreement, and motivating the Auger@TA project both to probe the remaining residual differences and to validate the robustness of these cooperative calibration procedures.

Moreover, studies report an 8σ significance in the variation of the UHECR energy spectrum between the northern and southern hemispheres, indicating possible differences between the northern and southern skies [6]. This observation raises some other critical questions: Are these spectral differences due to fundamental variations in the UHECR sky, or do they derive from unresolved systematic uncertainties between the two experiments? The Auger@TA micro-array is designed to probe whether local detector effects, or reconstruction alternatives can account for this residual difference.

This work presents the design, deployment, and early performance of a 7-station micro-array built to cross-calibrate the Auger and TA responses to the same ultra-high-energy cosmic ray showers. First, we describe a dedicated Central Data Acquisition System (CDAS) tailored to Auger@TA. Although it borrows many software components from the regular Auger CDAS, our version incorporates a trigger logic optimized for a smaller configuration. Second, we successfully commissioned one of the hexagon’s triangular segments, which is currently operating with four fully functional stations. Finally, we outline significant enhancements to the communications network—hardware and firmware—that ensure robust data transmission. We conclude with an outlook on completing the full hexagonal micro-array deployment, a comprehensive calibration strategy, and joint Auger–TA spectral analyses to resolve the remaining discrepancies in the UHECR spectrum.

2. The Auger@TA Project

The Auger@TA project was created with the goal of addressing the already cited discrepancies, focusing on a joint calibration effort between the two observatories. An Auger standard hexagonal micro-array, comprising seven stations equipped with single photomultiplier tubes (PMTs), was deployed within TA. At the center of this array, a triplet of stations was set for calibration purposes: a regular Auger station with a three-PMT setup, the Auger@TA station with one PMT, and an independent TA station, each being about 12 meters apart from one another. This setup aims to enable direct cross-calibration and to identify any underlying detector-based causes of the spectral discrepancies by comparing the same events with both detection approaches.

Both Auger and TA detect extensive air showers (EAS) using surface detector (SD) arrays, but each employs distinct mechanisms to collect particle signals. Auger uses Water Cherenkov Detectors (WCD), cylindrical tanks filled with ultra-purified water and equipped with PMTs. Charged particles

from air showers generate Cherenkov radiation upon crossing through the water, producing a detectable light signal captured by the PMTs. Auger then calibrates the WCD signals using the Vertical Equivalent Muon (VEM), defined by the signal of a single vertical muon passing through the detector [8]. Additionally, Auger stations are also equipped with a Scintillator Surface Detector (SSD) installed on top of the WCD, providing complementary measurements and enhancing detector sensitivity.

In contrast, TA uses plastic scintillator detectors, where charged shower particles excite the plastic scintillator material, causing it to emit scintillation photons that are collected by wavelength-shifting fibers and guided to PMTs for detection [9]. Their calibration employs the Minimum Ionizing Particle (MIP) as its calibration standard, corresponding to particles depositing the same amount of energy within the scintillator [10]. To investigate and reconcile possible discrepancies, the intention is to simultaneously measure and reconstruct the same air showers with both detectors in situ. Auger@TA will enable detailed event-by-event cross-calibration, likely reducing systematic uncertainties, and facilitating a joint flux measurement.




Figure 2: (A) Micro-array location in relation of TA's Black Rock Mesa FD, (B) The Auger@TA central stations, (C) Location of micro-array within TA's site.

The main infrastructure of the micro-array comprising the tanks, water, and major structural components were deployed starting in late 2022, southwest of the Telescope Array FD. The deployment area relative to Black Rock Mesa FD, central stations, outrigger antennas, communication base and the location of the micro-array are shown in Figure 2.

The stations are designed to closely replicate the specifications of standard Auger stations. A detailed explanation of the modifications, along with a summary of the newly integrated components, can be found in [7], and Figure 3 illustrates the layout of the Auger@TA station. Currently, the key distinctions between an Auger@TA station and an Auger station include the use of a single centrally located PMT, a slightly altered shell design, a custom-built communication system composed of commercially available components, and a PMT board — responsible for distributing and regulating the high-voltage supply to the Photomultiplier Tube (PMT) — handmade for the Auger@TA project due to a slightly different mounting mechanism to the central PMT.

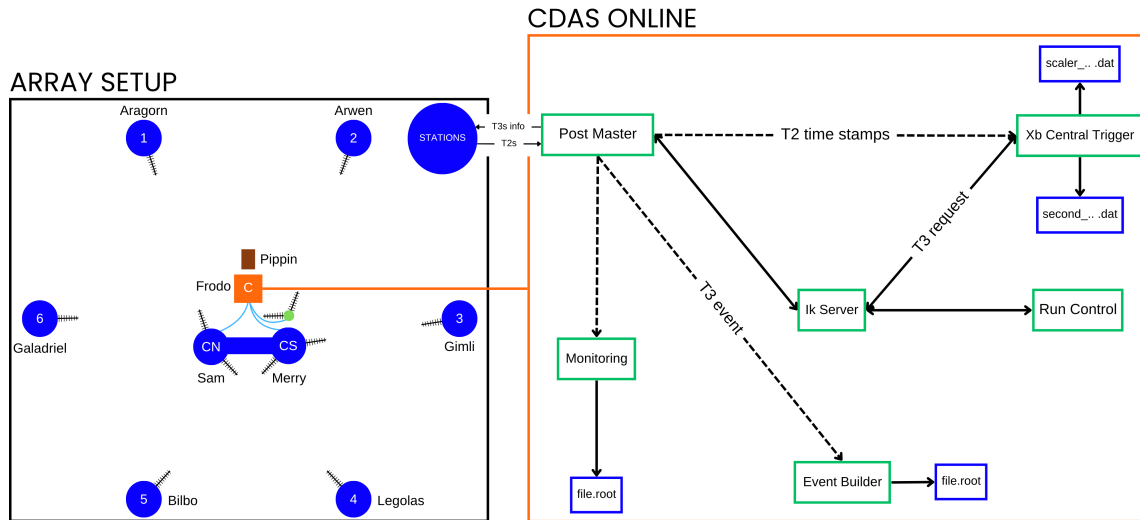


Figure 4: The left side shows the hexagonal micro-array with its nine stations (eight Auger stations and one TA station). Each station communicates with the central computer through a radio antenna installed on a mast on each station. The right side shows CDAS installed and running on Frodo, the central computer and each of the processes and their schematics.

This two-step verification keeps each station's reported rate from around 100 to around 20 hits per second, ensuring the sent signal has a higher chance of coming from an actual cosmic ray event. All T2 triggers - sent every second - are communicated to the central CDAS, allowing it to look for event-level coincidences across multiple detector stations, checking patterns in time and space that match a real cosmic-ray shower. If three stations report a time-over-threshold (ToT)-T2 within a few milliseconds, the system issues a T3 trigger, and CDAS requests detailed event data from relevant stations. This way, a T3 selects actual shower events, which are recorded and saved in a database at a much lower frequency [12].

The CDAS software structure involves many key processes. To cite some, there is the Post Master (Pm) that collects and reconstructs incoming fragmented data packets, forwarding them to the appropriate internal clients; the Xb Central Trigger (Xb) searches for event-level coincidences to generate T3 triggers; the Event Builder (Eb) saves the event data from stations; and the IkServer (Ik) acts as an internal routing service, broadcasting messages based on their source and destination specifications. A schematic of the micro-array and CDAS processes can be seen in Figure 4.

In the Auger@TA project, a slightly simplified version of the Auger CDAS was developed, tailored to the smaller scale and specific calibration goals of the micro-array. This version of CDAS employs fewer processes than the main Auger CDAS, reducing system complexity and enhancing reliability in our smaller-scale deployment.

In our adapted CDAS, we replace the standard Auger long-range radio network with an emulator link to talk directly to each UB. This emulator connection allows us to send commands, simulate event-trigger messages, and check data flow and integrity without the complexity and infrastructure of the full Auger radio system.

These adaptations aim to provide a robust yet lightweight DAQ solution for Auger@TA, reliable reconstruction of air showers, and an independent cosmic ray flux measurement. Moving

forward, the simplified CDAS framework and emulator capabilities will allow us to rapidly integrate additional stations and efficiently manage data as the full Auger@TA hexagonal micro-array comes online.

4. Preliminary Observations and Future Prospects

Following several technical challenges, including humidity-induced cable corrosion, malfunctions in the PMT bases, communication system implementation issues, and the commissioning of certain electronic components, the micro-array is now nearing completion. All stations have been structurally assembled, with only a few PMT bases remaining to be installed, final adjustments to the new base enclosures needed, and integration of the SSDs on top of each tank.

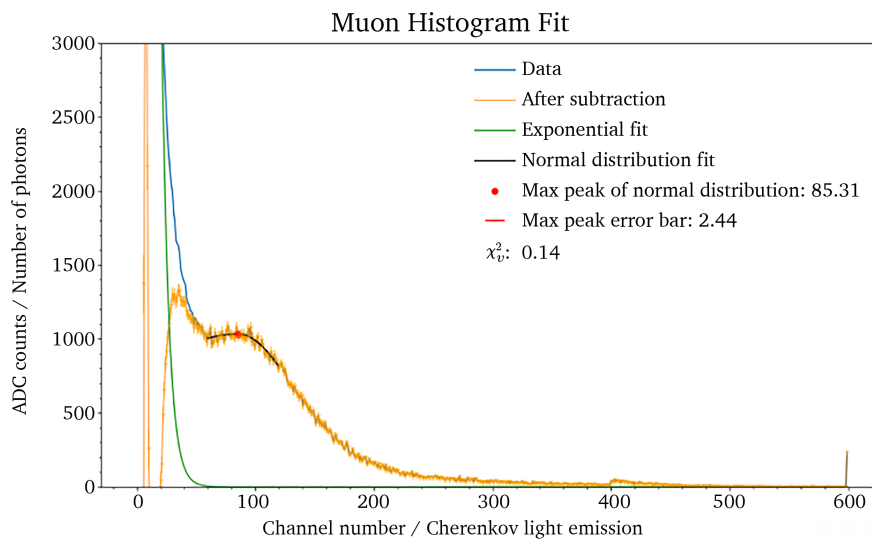


Figure 5: An obtained muon charge histogram for station *Sam*.

At present, both Auger stations in the central triplet are fully operational, along with two additional stations that together form a functional triangular sub-array. All installed PMTs are working as expected, passing all tests. An example of a typical charge histogram taken from *Sam* used for VEM calibration is shown in Figure 5. Raw signal traces have been successfully recorded from these stations, including the central triplet and two outer detectors, along with the corresponding T2 and T3 data.

Data acquisition (Jan. 2025 - Feb. 2025)		
T2s	20-30 per second per station	
T3s	8 events recorded with 3 stations	4 events recorded with 4 stations

Table 1: Rate of T2 and T3 events recorded during the first test period.

The dedicated communications network explicitly developed for this experiment has proven reliable. As an added precaution, the stations have automatic reboot capabilities if connectivity is lost. All stations except *Legolas* are communicationally operational. The central communication

station, *Frodo*, was upgraded in February 2025 with a more robust, watertight enclosure containing a powerful *Intel NUC* mini-PC, that operates the Auger@TA control CDAS.

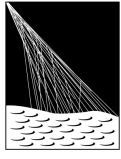
Data collection is active, for the four operational stations connected to CDAS. As discussed, event detection requires simultaneous triggers from at least three stations arranged in a triangular configuration, such as the existing *Merry/Sam–Galadriel–Bilbo* formation. Thus far, 12 T3 events have been identified, as shown in Table 1.

Efforts are underway to explore methods to analyze coincident signals from the central doublet stations (*Merry/Sam*), which is essential for comparing Auger@TA signals to standard Auger signals. Daily connectivity checks are conducted by exchanging a verification file between the field PC and our data server. Automated scripts monitor this exchange, initiating reboots if communication lapses are detected. Additionally, the CDAS PC generates bi-daily reports detailing temperature, operational uptime fraction, station status, and network connectivity. Lastly, collaboration with the TA team continues at the local TA station, intended for the central triplet configuration. This station is currently being upgraded with new TA_{x4} electronics. A fully operational micro-array is anticipated by the end of the year.

References

- [1] V. Verzi, D. Ivanov and Y. Tsunesada, *Prog. Theor. Exp. Phys.* 2017, 12A103 (2017).
- [2] A. Aab *et al.*, (Pierre Auger Collaboration), *Phys. Rev. D*, 102, 062005 (2020).
- [3] J. Kim, (Telescope Array Collaboration), *PoS (ICRC23)* 008 (2023).
- [4] D. Ivanov, (Telescope Array Collaboration), *PoS (ICRC2019)* 298 (2019).
- [5] Y. Tsunesada *et al.*, (Pierre Auger, TA Collaboration), *PoS (ICRC2023)* 406 (2023).
- [6] R.U. Abbasi *et al.*, (Telescope Array Collaboration), [*astro-ph.HE*], arXiv:2406.08612 (2024).
- [7] S. Mayotte *et al.*, *EPJ Web Conf.*, 283, 06005 (2023).
- [8] M. Ave *et al.*, [*astro-ph.IM*], arXiv:2101.06158 (2021).
- [9] T. Abu-Zayyad, (Telescope Array Collaboration), *Nucl. Instr. Meth. A*, 689, 87 (2013).
- [10] J. Belz *et al.*, (Telescope Array, TA/LMA Collaboration), *JPS Conf. Proc.* 19, 011023 (2018).
- [11] R. Sato, (Pierre Auger Collaboration), *PoS (ICRC23)*, 444 (2023).
- [12] J. Abraham *et al.*, (Pierre Auger Collaboration), *Nucl. Instr. Meth. A*, 613, 29–39 (2010).

The Pierre Auger Collaboration



A. Abdul Halim¹³, P. Abreu⁷⁰, M. Aglietta^{53,51}, I. Allekotte¹, K. Almeida Cheminant^{78,77}, A. Almela^{7,12}, R. Aloisio^{44,45}, J. Alvarez-Muñiz⁷⁶, A. Ambrosone⁴⁴, J. Ammerman Yebra⁷⁶, G.A. Anastasi^{57,46}, L. Anchordoqui⁸³, B. Andrada⁷, L. Andrade Dourado^{44,45}, S. Andringa⁷⁰, L. Apollonio^{58,48}, C. Aramo⁴⁹, E. Arnone^{62,51}, J.C. Arteaga Velázquez⁶⁶, P. Assis⁷⁰, G. Avila¹¹, E. Avocone^{56,45}, A. Bakalova³¹, F. Barbato^{44,45}, A. Bartz Mocellin⁸², J.A. Bellido¹³, C. Berat³⁵, M.E. Bertaina^{62,51}, M. Bianciotto^{62,51}, P.L. Biermann^a, V. Binet⁵, K. Bismark^{38,7}, T. Bister^{77,78}, J. Biteau^{36,i}, J. Blazek³¹, J. Blümer⁴⁰, M. Boháčová³¹, D. Boncioli^{56,45}, C. Bonifazi⁸, L. Bonneau Arbeletche²², N. Borodai⁶⁸, J. Brack^f, P.G. Bricchetto Orchera^{7,40}, F.L. Briechle⁴¹, A. Bueno⁷⁵, S. Buitink¹⁵, M. Buscemi^{46,57}, M. Büsken^{38,7}, A. Bwembya^{77,78}, K.S. Caballero-Mora⁶⁵, S. Cabana-Freire⁷⁶, L. Caccianiga^{58,48}, F. Campuzano⁶, J. Caraça-Valente⁸², R. Caruso^{57,46}, A. Castellina^{53,51}, F. Catalani¹⁹, G. Cataldi⁴⁷, L. Cazon⁷⁶, M. Cerda¹⁰, B. Čermáková⁴⁰, A. Cermenati^{44,45}, J.A. Chinellato²², J. Chudoba³¹, L. Chytka³², R.W. Clay¹³, A.C. Cobos Cerutti⁶, R. Colalillo^{59,49}, R. Conceição⁷⁰, G. Consolati^{48,54}, M. Conte^{55,47}, F. Convenga^{44,45}, D. Correia dos Santos²⁷, P.J. Costa⁷⁰, C.E. Covault⁸¹, M. Cristinziani⁴³, C.S. Cruz Sanchez³, S. Dasso^{4,2}, K. Daumiller⁴⁰, B.R. Dawson¹³, R.M. de Almeida²⁷, E.-T. de Boone⁴³, B. de Errico²⁷, J. de Jesús⁷, S.J. de Jong^{77,78}, J.R.T. de Mello Neto²⁷, I. De Mitri^{44,45}, J. de Oliveira¹⁸, D. de Oliveira Franco⁴², F. de Palma^{55,47}, V. de Souza²⁰, E. De Vito^{55,47}, A. Del Popolo^{57,46}, O. Deligny³³, N. Denner³¹, L. Deval^{53,51}, A. di Matteo⁵¹, C. Dobrigkeit²², J.C. D'Olivo⁶⁷, L.M. Domingues Mendes^{16,70}, Q. Dorosti⁴³, J.C. dos Anjos¹⁶, R.C. dos Anjos²⁶, J. Ebr³¹, F. Ellwanger⁴⁰, R. Engel^{38,40}, I. Epicoco^{55,47}, M. Erdmann⁴¹, A. Etchegoyen^{7,12}, C. Evoli^{44,45}, H. Falcke^{77,79,78}, G. Farrar⁸⁵, A.C. Fauth²², T. Fehler⁴³, F. Feldbusch³⁹, A. Fernandes⁷⁰, M. Fernandez¹⁴, B. Fick⁸⁴, J.M. Figueira⁷, P. Filip^{38,7}, A. Filipčič^{74,73}, T. Fitoussi⁴⁰, B. Flagg⁸⁷, T. Fodran⁷⁷, A. Franco⁴⁷, M. Freitas⁷⁰, T. Fujii^{86,h}, A. Fuster^{7,12}, C. Galea⁷⁷, B. García⁶, C. Gaudu³⁷, P.L. Ghia³³, U. Giaccari⁴⁷, F. Gobbi¹⁰, F. Gollan⁷, G. Golup¹, M. Gómez Berisso¹, P.F. Gómez Vitale¹¹, J.P. Gongora¹¹, J.M. González¹, N. González⁷, D. Góra⁶⁸, A. Gorgi^{53,51}, M. Gottowik⁴⁰, F. Guarino^{59,49}, G.P. Guedes²³, L. Gülzow⁴⁰, S. Hahn³⁸, P. Hamal³¹, M.R. Hampel⁷, P. Hansen³, V.M. Harvey¹³, A. Haungs⁴⁰, T. Hebbeker⁴¹, C. Hojvat^d, J.R. Hörandel^{77,78}, P. Horvath³², M. Hrabovsky³², T. Huege^{40,15}, A. Insolia^{57,46}, P.G. Isar⁷², M. Ismaiel^{77,78}, P. Janecek³¹, V. Jilek³¹, K.-H. Kampert³⁷, B. Keilhauer⁴⁰, A. Khakurdikar⁷⁷, V.V. Kizakke Covilakam^{7,40}, H.O. Klages⁴⁰, M. Kleifges³⁹, J. Köhler⁴⁰, F. Krieger⁴¹, M. Kubatova³¹, N. Kunka³⁹, B.L. Lago¹⁷, N. Langner⁴¹, N. Leal⁷, M.A. Leigui de Oliveira²⁵, Y. Lema-Capeans⁷⁶, A. Letessier-Selvon³⁴, I. Lhenry-Yvon³³, L. Lopes⁷⁰, J.P. Lundquist⁷³, M. Mallamaci^{60,46}, D. Mandat³¹, P. Mantsch^d, F.M. Mariani^{58,48}, A.G. Mariazzi³, I.C. Mariş¹⁴, G. Marsella^{60,46}, D. Martello^{55,47}, S. Martinelli^{40,7}, M.A. Martins⁷⁶, H.-J. Mathes⁴⁰, J. Matthews⁸, G. Matthiae^{61,50}, E. Mayotte⁸², S. Mayotte⁸², P.O. Mazur^d, G. Medina-Tanco⁶⁷, J. Meinert³⁷, D. Melo⁷, A. Menshikov³⁹, C. Merx⁴⁰, S. Michal³¹, M.I. Micheletti⁵, L. Miramonti^{58,48}, M. Mogarkar⁶⁸, S. Mollerach¹, F. Montanet³⁵, L. Morejon³⁷, K. Mulrey^{77,78}, R. Mussa⁵¹, W.M. Namasaka³⁷, S. Negi³¹, L. Nellen⁶⁷, K. Nguyen⁸⁴, G. Nicora⁹, M. Niechciol⁴³, D. Nosek³⁰, A. Novikov⁸⁷, V. Novotny³⁰, L. Nožka³², A. Nucita^{55,47}, L.A. Núñez²⁹, J. Ochoa^{7,40}, C. Oliveira²⁰, L. Östman³¹, M. Palatka³¹, J. Pallotta⁹, S. Panja³¹, G. Parente⁷⁶, T. Paulsen³⁷, J. Pawlowsky³⁷, M. Pech³¹, J. Pękala⁶⁸, R. Pelayo⁶⁴, V. Pelgrims¹⁴, L.A.S. Pereira²⁴, E.E. Pereira Martins^{38,7}, C. Pérez Bertolli^{7,40}, L. Perrone^{55,47}, S. Petrerá^{44,45}, C. Petrucci⁵⁶, T. Pierog⁴⁰, M. Pimenta⁷⁰, M. Platino⁷, B. Pont⁷⁷, M. Pourmohammad Shahvar^{60,46}, P. Privitera⁸⁶, C. Priyadarshi⁶⁸, M. Prouza³¹, K. Pytel⁶⁹, S. Querschfeld³⁷, J. Rautenberg³⁷, D. Ravnani⁷, J.V. Reginatto Akim²², A. Reuzki⁴¹, J. Ridky³¹, F. Riehn^{76,j}, M. Risse⁴³, V. Rizi^{56,45}, E. Rodriguez^{7,40}, G. Rodriguez Fernandez⁵⁰, J. Rodriguez Rojo¹¹, S. Rossoni⁴², M. Roth⁴⁰, E. Roulet¹, A.C. Rovero⁴, A. Saftoiu⁷¹, M. Saharan⁷⁷, F. Salamida^{56,45}, H. Salazar⁶³, G. Salina⁵⁰, P. Sampathkumar⁴⁰, N. San Martin⁸², J.D. Sanabria Gomez²⁹, F. Sánchez⁷, E.M. Santos²¹, E. Santos³¹, F. Sarazin⁸², R. Sarmento⁷⁰, R. Sato¹¹, P. Savina^{44,45}, V. Scherini^{55,47}, H. Schieler⁴⁰, M. Schimassek³³, M. Schimp³⁷, D. Schmidt⁴⁰, O. Scholten^{15,b}, H. Schoorlemmer^{77,78}, P. Schovánek³¹, F.G. Schröder^{87,40}, J. Schulte⁴¹, T. Schulz³¹, S.J. Sciutto³, M. Scornavacche⁷, A. Sedoski⁷, A. Segreto^{52,46}, S. Sehgal³⁷, S.U. Shivashankara⁷³, G. Sigl⁴², K. Simkova^{15,14}, F. Simon³⁹, R. Šmída⁸⁶, P. Sommers^e, R. Squartini¹⁰, M. Stadelmaier^{40,48,58}, S. Stanič⁷³, J. Stasielak⁶⁸, P. Stassi³⁵, S. Strähmz³⁸, M. Straub⁴¹, T. Suomijärvi³⁶, A.D. Supanitsky⁷, Z. Svozilikova³¹, K. Syrovkas³⁰, Z. Szadkowski⁶⁹, F. Tairli¹³, M. Tambone^{59,49}, A. Tapia²⁸, C. Taricco^{62,51}, C. Timmermans^{78,77}, O. Tkachenko³¹, P. Tobiska³¹, C.J. Todero Peixoto¹⁹, B. Tomé⁷⁰, A. Travaini¹⁰, P. Travnicek³¹, M. Tüeros³, M. Unger⁴⁰, R. Uzeiroska³⁷, L. Vaclavek³², M. Vacula³², I. Vaiman^{44,45}, J.F. Valdés Galicia⁶⁷, L. Valore^{59,49}, P. van Dillen^{77,78}, E. Varela⁶³, V. Vašíčková³⁷, A. Vásquez-Ramírez²⁹, D. Veberič⁴⁰, I.D. Vergara Quispe³, S. Verpoest⁸⁷, V. Verzi⁵⁰, J. Vicha³¹, J. Vink⁸⁰, S. Vorobiov⁷³, J.B. Vuta³¹, C. Watanabe²⁷, A.A. Watson^c, A. Weindl⁴⁰, M. Weitz³⁷, L. Wiencke⁸², H. Wilczyński⁶⁸, B. Wundheiler⁷, B. Yue³⁷, A. Yushkov³¹, E. Zas⁷⁶, D. Zavrtnik^{73,74}, M. Zavrtnik^{74,73}

- 1 Centro Atómico Bariloche and Instituto Balseiro (CNEA-UNCuyo-CONICET), San Carlos de Bariloche, Argentina
- 2 Departamento de Física and Departamento de Ciencias de la Atmósfera y los Océanos, FCEyN, Universidad de Buenos Aires and CONICET, Buenos Aires, Argentina
- 3 IFLP, Universidad Nacional de La Plata and CONICET, La Plata, Argentina
- 4 Instituto de Astronomía y Física del Espacio (IAFE, CONICET-UBA), Buenos Aires, Argentina
- 5 Instituto de Física de Rosario (IFIR) – CONICET/U.N.R. and Facultad de Ciencias Bioquímicas y Farmacéuticas U.N.R., Rosario, Argentina
- 6 Instituto de Tecnologías en Detección y Astropartículas (CNEA, CONICET, UNSAM), and Universidad Tecnológica Nacional – Facultad Regional Mendoza (CONICET/CNEA), Mendoza, Argentina
- 7 Instituto de Tecnologías en Detección y Astropartículas (CNEA, CONICET, UNSAM), Buenos Aires, Argentina
- 8 International Center of Advanced Studies and Instituto de Ciencias Físicas, ECyT-UNSAM and CONICET, Campus Miguelete – San Martín, Buenos Aires, Argentina
- 9 Laboratorio Atmósfera – Departamento de Investigaciones en Láseres y sus Aplicaciones – UNIDEF (CITEDEF-CONICET), Argentina
- 10 Observatorio Pierre Auger, Malargüe, Argentina
- 11 Observatorio Pierre Auger and Comisión Nacional de Energía Atómica, Malargüe, Argentina
- 12 Universidad Tecnológica Nacional – Facultad Regional Buenos Aires, Buenos Aires, Argentina
- 13 University of Adelaide, Adelaide, S.A., Australia
- 14 Université Libre de Bruxelles (ULB), Brussels, Belgium
- 15 Vrije Universiteit Brussels, Brussels, Belgium
- 16 Centro Brasileiro de Pesquisas Físicas, Rio de Janeiro, RJ, Brazil
- 17 Centro Federal de Educação Tecnológica Celso Suckow da Fonseca, Petropolis, Brazil
- 18 Instituto Federal de Educação, Ciência e Tecnologia do Rio de Janeiro (IFRJ), Brazil
- 19 Universidade de São Paulo, Escola de Engenharia de Lorena, Lorena, SP, Brazil
- 20 Universidade de São Paulo, Instituto de Física de São Carlos, São Carlos, SP, Brazil
- 21 Universidade de São Paulo, Instituto de Física, São Paulo, SP, Brazil
- 22 Universidade Estadual de Campinas (UNICAMP), IFGW, Campinas, SP, Brazil
- 23 Universidade Estadual de Feira de Santana, Feira de Santana, Brazil
- 24 Universidade Federal de Campina Grande, Centro de Ciências e Tecnologia, Campina Grande, Brazil
- 25 Universidade Federal do ABC, Santo André, SP, Brazil
- 26 Universidade Federal do Paraná, Setor Palotina, Palotina, Brazil
- 27 Universidade Federal do Rio de Janeiro, Instituto de Física, Rio de Janeiro, RJ, Brazil
- 28 Universidad de Medellín, Medellín, Colombia
- 29 Universidad Industrial de Santander, Bucaramanga, Colombia
- 30 Charles University, Faculty of Mathematics and Physics, Institute of Particle and Nuclear Physics, Prague, Czech Republic
- 31 Institute of Physics of the Czech Academy of Sciences, Prague, Czech Republic
- 32 Palacky University, Olomouc, Czech Republic
- 33 CNRS/IN2P3, IJCLab, Université Paris-Saclay, Orsay, France
- 34 Laboratoire de Physique Nucléaire et de Hautes Energies (LPNHE), Sorbonne Université, Université de Paris, CNRS-IN2P3, Paris, France
- 35 Univ. Grenoble Alpes, CNRS, Grenoble Institute of Engineering Univ. Grenoble Alpes, LPSC-IN2P3, 38000 Grenoble, France
- 36 Université Paris-Saclay, CNRS/IN2P3, IJCLab, Orsay, France
- 37 Bergische Universität Wuppertal, Department of Physics, Wuppertal, Germany
- 38 Karlsruhe Institute of Technology (KIT), Institute for Experimental Particle Physics, Karlsruhe, Germany
- 39 Karlsruhe Institute of Technology (KIT), Institut für Prozessdatenverarbeitung und Elektronik, Karlsruhe, Germany
- 40 Karlsruhe Institute of Technology (KIT), Institute for Astroparticle Physics, Karlsruhe, Germany
- 41 RWTH Aachen University, III. Physikalisches Institut A, Aachen, Germany
- 42 Universität Hamburg, II. Institut für Theoretische Physik, Hamburg, Germany
- 43 Universität Siegen, Department Physik – Experimentelle Teilchenphysik, Siegen, Germany
- 44 Gran Sasso Science Institute, L'Aquila, Italy
- 45 INFN Laboratori Nazionali del Gran Sasso, Assergi (L'Aquila), Italy
- 46 INFN, Sezione di Catania, Catania, Italy
- 47 INFN, Sezione di Lecce, Lecce, Italy
- 48 INFN, Sezione di Milano, Milano, Italy
- 49 INFN, Sezione di Napoli, Napoli, Italy
- 50 INFN, Sezione di Roma “Tor Vergata”, Roma, Italy
- 51 INFN, Sezione di Torino, Torino, Italy

- 52 Istituto di Astrofisica Spaziale e Fisica Cosmica di Palermo (INAF), Palermo, Italy
 53 Osservatorio Astrofisico di Torino (INAF), Torino, Italy
 54 Politecnico di Milano, Dipartimento di Scienze e Tecnologie Aerospaziali, Milano, Italy
 55 Università del Salento, Dipartimento di Matematica e Fisica “E. De Giorgi”, Lecce, Italy
 56 Università dell’Aquila, Dipartimento di Scienze Fisiche e Chimiche, L’Aquila, Italy
 57 Università di Catania, Dipartimento di Fisica e Astronomia “Ettore Majorana”, Catania, Italy
 58 Università di Milano, Dipartimento di Fisica, Milano, Italy
 59 Università di Napoli “Federico II”, Dipartimento di Fisica “Ettore Pancini”, Napoli, Italy
 60 Università di Palermo, Dipartimento di Fisica e Chimica “E. Segrè”, Palermo, Italy
 61 Università di Roma “Tor Vergata”, Dipartimento di Fisica, Roma, Italy
 62 Università Torino, Dipartimento di Fisica, Torino, Italy
 63 Benemérita Universidad Autónoma de Puebla, Puebla, México
 64 Unidad Profesional Interdisciplinaria en Ingeniería y Tecnologías Avanzadas del Instituto Politécnico Nacional (UPIITA-IPN), México, D.F., México
 65 Universidad Autónoma de Chiapas, Tuxtla Gutiérrez, Chiapas, México
 66 Universidad Michoacana de San Nicolás de Hidalgo, Morelia, Michoacán, México
 67 Universidad Nacional Autónoma de México, México, D.F., México
 68 Institute of Nuclear Physics PAN, Krakow, Poland
 69 University of Łódź, Faculty of High-Energy Astrophysics, Łódź, Poland
 70 Laboratório de Instrumentação e Física Experimental de Partículas – LIP and Instituto Superior Técnico – IST, Universidade de Lisboa – UL, Lisboa, Portugal
 71 “Horia Hulubei” National Institute for Physics and Nuclear Engineering, Bucharest-Magurele, Romania
 72 Institute of Space Science, Bucharest-Magurele, Romania
 73 Center for Astrophysics and Cosmology (CAC), University of Nova Gorica, Nova Gorica, Slovenia
 74 Experimental Particle Physics Department, J. Stefan Institute, Ljubljana, Slovenia
 75 Universidad de Granada and C.A.F.P.E., Granada, Spain
 76 Instituto Galego de Física de Altas Enerxías (IGFAE), Universidade de Santiago de Compostela, Santiago de Compostela, Spain
 77 IMAPP, Radboud University Nijmegen, Nijmegen, The Netherlands
 78 Nationaal Instituut voor Kernfysica en Hoge Energie Fysica (NIKHEF), Science Park, Amsterdam, The Netherlands
 79 Stichting Astronomisch Onderzoek in Nederland (ASTRON), Dwingeloo, The Netherlands
 80 Universiteit van Amsterdam, Faculty of Science, Amsterdam, The Netherlands
 81 Case Western Reserve University, Cleveland, OH, USA
 82 Colorado School of Mines, Golden, CO, USA
 83 Department of Physics and Astronomy, Lehman College, City University of New York, Bronx, NY, USA
 84 Michigan Technological University, Houghton, MI, USA
 85 New York University, New York, NY, USA
 86 University of Chicago, Enrico Fermi Institute, Chicago, IL, USA
 87 University of Delaware, Department of Physics and Astronomy, Bartol Research Institute, Newark, DE, USA

^a Max-Planck-Institut für Radioastronomie, Bonn, Germany

^b also at Kapteyn Institute, University of Groningen, Groningen, The Netherlands

^c School of Physics and Astronomy, University of Leeds, Leeds, United Kingdom

^d Fermi National Accelerator Laboratory, Fermilab, Batavia, IL, USA

^e Pennsylvania State University, University Park, PA, USA

^f Colorado State University, Fort Collins, CO, USA

^g Louisiana State University, Baton Rouge, LA, USA

^h now at Graduate School of Science, Osaka Metropolitan University, Osaka, Japan

ⁱ Institut universitaire de France (IUF), France

^j now at Technische Universität Dortmund and Ruhr-Universität Bochum, Dortmund and Bochum, Germany


Acknowledgments

The successful installation, commissioning, and operation of the Pierre Auger Observatory would not have been possible without the strong commitment and effort from the technical and administrative staff in Malargüe. We are very grateful to the following agencies and organizations for financial support:

Argentina – Comisión Nacional de Energía Atómica; Agencia Nacional de Promoción Científica y Tecnológica (ANPCyT); Consejo Nacional de Investigaciones Científicas y Técnicas (CONICET); Gobierno de la Provincia de

Mendoza; Municipalidad de Malargüe; NDM Holdings and Valle Las Leñas; in gratitude for their continuing cooperation over land access; Australia – the Australian Research Council; Belgium – Fonds de la Recherche Scientifique (FNRS); Research Foundation Flanders (FWO), Marie Curie Action of the European Union Grant No. 101107047; Brazil – Conselho Nacional de Desenvolvimento Científico e Tecnológico (CNPq); Financiadora de Estudos e Projetos (FINEP); Fundação de Amparo à Pesquisa do Estado de Rio de Janeiro (FAPERJ); São Paulo Research Foundation (FAPESP) Grants No. 2019/10151-2, No. 2010/07359-6 and No. 1999/05404-3; Ministério da Ciência, Tecnologia, Inovações e Comunicações (MCTIC); Czech Republic – GACR 24-13049S, CAS LQ100102401, MEYS LM2023032, CZ.02.1.01/0.0/0.0/16_013/0001402, CZ.02.1.01/0.0/0.0/18_046/0016010 and CZ.02.1.01/0.0/0.0/17_049/0008422 and CZ.02.01.01/00/22_008/0004632; France – Centre de Calcul IN2P3/CNRS; Centre National de la Recherche Scientifique (CNRS); Conseil Régional Ile-de-France; Département Physique Nucléaire et Corpusculaire (PNC-IN2P3/CNRS); Département Sciences de l’Univers (SDU-INSU/CNRS); Institut Lagrange de Paris (ILP) Grant No. LABEX ANR-10-LABX-63 within the Investissements d’Avenir Programme Grant No. ANR-11-IDEX-0004-02; Germany – Bundesministerium für Bildung und Forschung (BMBF); Deutsche Forschungsgemeinschaft (DFG); Finanzministerium Baden-Württemberg; Helmholtz Alliance for Astroparticle Physics (HAP); Helmholtz-Gemeinschaft Deutscher Forschungszentren (HGF); Ministerium für Kultur und Wissenschaft des Landes Nordrhein-Westfalen; Ministerium für Wissenschaft, Forschung und Kunst des Landes Baden-Württemberg; Italy – Istituto Nazionale di Fisica Nucleare (INFN); Istituto Nazionale di Astrofisica (INAF); Ministero dell’Università e della Ricerca (MUR); CETEMPS Center of Excellence; Ministero degli Affari Esteri (MAE), ICSC Centro Nazionale di Ricerca in High Performance Computing, Big Data and Quantum Computing, funded by European Union NextGenerationEU, reference code CN_00000013; México – Consejo Nacional de Ciencia y Tecnología (CONACYT) No. 167733; Universidad Nacional Autónoma de México (UNAM); PAPIIT DGAPA-UNAM; The Netherlands – Ministry of Education, Culture and Science; Netherlands Organisation for Scientific Research (NWO); Dutch national e-infrastructure with the support of SURF Cooperative; Poland – Ministry of Education and Science, grants No. DIR/WK/2018/11 and 2022/WK/12; National Science Centre, grants No. 2016/22/M/ST9/00198, 2016/23/B/ST9/01635, 2020/39/B/ST9/01398, and 2022/45/B/ST9/02163; Portugal – Portuguese national funds and FEDER funds within Programa Operacional Factores de Competitividade through Fundação para a Ciência e a Tecnologia (COMPETE); Romania – Ministry of Research, Innovation and Digitization, CNCS-UEFISCDI, contract no. 30N/2023 under Romanian National Core Program LAPLAS VII, grant no. PN 23 21 01 02 and project number PN-III-P1-1.1-TE-2021-0924/TE57/2022, within PNCDI III; Slovenia – Slovenian Research Agency, grants P1-0031, P1-0385, I0-0033, N1-0111; Spain – Ministerio de Ciencia e Innovación/Agencia Estatal de Investigación (PID2019-105544GB-I00, PID2022-140510NB-I00 and RYC2019-027017-I), Xunta de Galicia (CIGUS Network of Research Centers, Consolidación 2021 GRC GI-2033, ED431C-2021/22 and ED431F-2022/15), Junta de Andalucía (SOMM17/6104/UGR and P18-FR-4314), and the European Union (Marie Skłodowska-Curie 101065027 and ERDF); USA – Department of Energy, Contracts No. DE-AC02-07CH11359, No. DE-FR02-04ER41300, No. DE-FG02-99ER41107 and No. DE-SC0011689; National Science Foundation, Grant No. 0450696, and NSF-2013199; The Grainger Foundation; Marie Curie-IRSES/EPLANET; European Particle Physics Latin American Network; and UNESCO.

Telescope Array Collaboration



R.U. Abbasi¹, M. Abe², T. Abu-Zayyad¹, M. Allen¹, R. Azuma³, E. Barcikowski¹, J.W. Belz¹, D.R. Bergman¹, S.A. Blake¹, R. Cady¹, B.G. Cheon⁴, J. Chiba⁵, M. Chikawa⁶, T. Fujii⁷, M. Fukushima^{7,8}, G. Furlich¹, T. Goto⁹, W. Hanlon¹, Y. Hayashi⁹, M. Hayashi¹⁰, N. Hayashida¹¹, K. Hibino¹¹, K. Honda¹², D. Ikeda⁷, N. Inoue², T. Ishii¹², R. Ishimori³, H. Ito¹³, D. Ivanov¹, C.C.H. Jui¹, K. Kadota¹⁴, F. Kakimoto³, O. Kalashev¹⁵, K. Kasahara¹⁶, H. Kawai¹⁷, S. Kawakami⁹, S. Kawana², K. Kawata⁷, E. Kido⁷, H.B. Kim⁴, J.H. Kim¹, J.H. Kim¹⁸, S. Kishigami⁹, S. Kitamura³, Y. Kitamura³, V. Kuzmin^{15*}, M. Kuznetsov¹⁵, Y.J. Kwon¹⁹, B. Lubsandorzhiiev¹⁵, J.P. Lundquist¹, K. Machida¹², K. Martens⁸, T. Matsuda²⁰, T. Matsuyama⁹, J.N. Matthews¹, M. Minamino⁹, K. Mukai¹², I. Myers¹, K. Nagasawa², S. Nagataki¹³, T. Nakamura²¹, T. Nonaka⁷, A. Nozato⁶, S. Ogio⁹, J. Ogura³, M. Ohnishi⁷, H. Ohoka⁷, K. Oki⁷, T. Okuda²², M. Ono¹³, R. Onogi⁹, A. Oshima⁹, S. Ozawa¹⁶, I.H. Park²³, M.S. Pshirkov^{15,24}, D.C. Rodriguez¹, G. Rubtsov¹⁵, D. Ryu¹⁸, H. Sagawa⁷, K. Saito⁷, Y. Saito²⁵, N. Sakaki⁷, N. Sakurai⁹, L.M. Scott²⁶, K. Sekino⁷, P.D. Shah¹, T. Shibata⁷, F. Shibata¹², H. Shimodaira⁷, B.K. Shin⁹, H.S. Shin⁷, J.D. Smith¹, P. Sokolsky¹, B.T. Stokes¹, S.R. Stratton^{1,26}, T.A. Stroman¹, T. Suzawa², Y. Takahashi⁹, M. Takamura⁵, M. Takeda⁷, R. Takeishi⁷, A. Taketa²⁷, M. Takita⁷, Y. Tameda¹¹, M. Tanaka²⁰, K. Tanaka²⁸, H. Tanaka⁹, S.B. Thomas¹, G.B. Thomson¹, P. Tinyakov^{15,29}, I. Tkachev¹⁵, H. Tokuno³, T. Tomida²⁵, S. Troitsky¹⁵, Y. Tsunesada³, K. Tsutsumi³, Y. Uchihori³⁰, S. Udo¹¹, F. Urban^{24,31}, T. Wong¹, R. Yamane⁹, H. Yamaoka²⁰, K. Yamazaki²⁷, J. Yang³², K. Yashiro⁵, Y. Yoneda⁹, S. Yoshida¹⁷, H. Yoshii³³, Y. Zhezher¹⁵, and Z. Zundel¹



¹ High Energy Astrophysics Institute and Department of Physics and Astronomy, University of Utah, Salt Lake City, Utah, USA

² The Graduate School of Science and Engineering, Saitama University, Saitama, Saitama, Japan

³ Graduate School of Science and Engineering, Tokyo Institute of Technology, Meguro, Tokyo, Japan

⁴ Department of Physics and The Research Institute of Natural Science, Hanyang University, Seongdong-gu, Seoul, Korea

⁵ Department of Physics, Tokyo University of Science, Noda, Chiba, Japan

⁶ Department of Physics, Kinki University, Higashi Osaka, Osaka, Japan

⁷ Institute for Cosmic Ray Research, University of Tokyo, Kashiwa, Chiba, Japan

⁸ Kavli Institute for the Physics and Mathematics of the Universe (WPI), Todai Institutes for Advanced Study, the University of Tokyo, Kashiwa, Chiba, Japan

⁹ Graduate School of Science, Osaka City University, Osaka, Osaka, Japan

¹⁰ Information Engineering Graduate School of Science and Technology, Shinshu University, Nagano, Nagano, Japan

¹¹ Faculty of Engineering, Kanagawa University, Yokohama, Kanagawa, Japan

¹² Interdisciplinary Graduate School of Medicine and Engineering, University of Yamanashi, Kofu, Yamanashi, Japan

- ¹³ Astrophysical Big Bang Laboratory, RIKEN, Wako, Saitama, Japan
- ¹⁴ Department of Physics, Tokyo City University, Setagaya-ku, Tokyo, Japan
- ¹⁵ Institute for Nuclear Research of the Russian Academy of Sciences, Moscow, Russia
- ¹⁶ Advanced Research Institute for Science and Engineering, Waseda University, Shinjuku-ku, Tokyo, Japan
- ¹⁷ Department of Physics, Chiba University, Chiba, Chiba, Japan
- ¹⁸ Department of Physics, School of Natural Sciences, Ulsan National Institute of Science and Technology, UNIST-gil, Ulsan, Korea
- ¹⁹ Department of Physics, Yonsei University, Seodaemun-gu, Seoul, Korea
- ²⁰ Institute of Particle and Nuclear Studies, KEK, Tsukuba, Ibaraki, Japan
- ²¹ Faculty of Science, Kochi University, Kochi, Kochi, Japan
- ²² Department of Physical Sciences, Ritsumeikan University, Kusatsu, Shiga, Japan
- ²³ Department of Physics, Sungkyunkwan University, Jang-an-gu, Suwon, Korea
- ²⁴ Sternberg Astronomical Institute, Moscow M.V. Lomonosov State University, Moscow, Russia
- ²⁵ Academic Assembly School of Science and Technology Institute of Engineering, Shinshu University, Nagano, Nagano, Japan
- ²⁶ Department of Physics and Astronomy, Rutgers University - The State University of New Jersey, Piscataway, New Jersey, USA
- ²⁷ Earthquake Research Institute, University of Tokyo, Bunkyo-ku, Tokyo, Japan
- ²⁸ Graduate School of Information Sciences, Hiroshima City University, Hiroshima, Hiroshima, Japan
- ²⁹ Service de Physique Théorique, Université Libre de Bruxelles, Brussels, Belgium
- ³⁰ National Institute of Radiological Science, Chiba, Chiba, Japan
- ³¹ National Institute of Chemical Physics and Biophysics, Estonia
- ³² Department of Physics and Institute for the Early Universe, Ewha Womans University, Seodaemun-gu, Seoul, Korea
- ³³ Department of Physics, Ehime University, Matsuyama, Ehime, Japan

Acknowledgements

The Telescope Array experiment is supported by the Japan Society for the Promotion of Science through Grants-in-Aid for Scientific Research on Specially Promoted Research (21000002) “Extreme Phenomena in the Universe Explored by Highest Energy Cosmic Rays” and for Scientific Research (19104006), and the Inter-University Research Program of the Institute for Cosmic Ray Research; by the U.S. National Science Foundation awards PHY-0601915, PHY-1404495, PHY-1404502, and PHY1607727; by the National Research Foundation of Korea (2015R1A2A1A01006870, 2015R1A2A1A15055344, 2016R1A5A1013277, 2007-0093860, 2016R1A2B4014967); by the Russian Academy of Sciences, RFBR grant 16-02-00962a (INR), IISN project No. 4.4502.13, and Belgian Science Policy under IUAP VII/37 (ULB). The foundations of Dr. Ezekiel R. and Edna Wattis Dumke, Willard L. Eccles, and George S. and Dolores Doré Eccles all helped with generous donations. The State of Utah supported the project through its Economic Development Board, and the University of Utah through the Office of the Vice President for Research. The experimental site became available through the cooperation of the Utah School and Institutional Trust Lands Administration (SITLA), U.S. Bureau of Land Management (BLM), and the U.S. Air Force. We appreciate the assistance of the State of Utah and Fillmore offices of the BLM in crafting the Plan of Development for the site. Patrick Shea assisted the collaboration with valuable advice on a variety of topics. The people and the officials of Millard County, Utah have been a source of steadfast and warm support for our work which we greatly appreciate. We are indebted to the Millard County Road Department for their efforts to maintain and clear the roads which get us to our sites. We gratefully acknowledge the contribution from

the technical staffs of our home institutions. An allocation of computer time from the Center for High Performance Computing at the University of Utah is gratefully acknowledged.

POS (ICRC2025) 182