


Studying the Experience of Care Through Latent Class Analysis: An Application to Italian Neonatal Intensive Care Units

Journal of Patient Experience
Volume 9: 1-9
© The Author(s) 2022
Article reuse guidelines:
sagepub.com/journals-permissions
DOI: 10.1177/23743735221107231
journals.sagepub.com/home/jpx


Nicola Spezia, MS¹ , Mara Soncin, PhD¹, Cristina Masella, PhD¹, and Tommaso Agasisti, PhD¹

Abstract

Though many data on the experience of care of patients and caregivers are collected, they are rarely used to improve the quality of health care delivery. One of the main causes is the widespread struggle in interpreting and enhancing these data, requiring the introduction of new techniques to extract intelligible, meaningful, and actionable information. This research explores the potentiality of the latent class analysis (LCA) statistical model in studying experience data. A cross-sectional survey was administered to 482 parents of infants hospitalized in several Italian neonatal intensive care units. Through a 3-step LCA, four subgroups of parents with specific experience profiles, sociodemographic characteristics, and levels of satisfaction were identified. These were composed of parents who reported (1) a positive experience (36%), (2) problematic communication with unit staff (30%), (3) limited access to the unit and poor participation in their baby's care (26%), and (4) a negative experience (8%). Through its explorative segmentation, LCA can provide valuable information to design quality improvement interventions tailored to the specific needs and concerns of each subgroup.

Keywords

experience of care, patient experience, parent experience, latent class analysis, neonatal intensive care unit, family-centered care, Italy

Introduction

Patient experience is increasingly recognized as a key indicator of health care quality (1,2), consistently and positively associated with other “traditional” quality measures, such as clinical effectiveness and patient safety (3,4). Patient experience data allow identifying critical touchpoints and shortcomings in the areas where poor experiences are reported and can inform and stimulate quality improvement interventions. However, their value is currently under debate, as their actual use to drive quality improvement in different health care settings is often limited (5–7). Possible causes of such result include a lack of the necessary time, resources, and staff training to collect, analyze, and act on patient experience data as well as general skepticism among health staff about their validity (6,8,9). Others may relate to the absence of appropriate organizational and leadership structures to engage with these data, which leads to misalignment among various health professional groups, such as management and frontline staff (10,11). Furthermore, their implementation might depend on the organizational recognition, or rejection, of the specific forms in which patient experience data can be conveyed (9).

While most of the commentators have focused on contextual elements of organizational, attitudinal, and cultural inertia, less attention has been paid to the technical approaches used to analyze patient experience data. Methodological innovation should be one of the key instruments to employ to underpin the science behind patient experience (7), easing the overall confusion about its value and interpretation. Patient experiences are usually collected through surveys (12): new techniques capable of extracting intelligible, meaningful, and actionable information from them should be explored.

In this paper, we propose the use of a novel statistical model: latent class analysis (LCA). As opposed to traditional “variable-centric” analyses that investigate how variables relate to each other (e.g., in regressions), LCA is “person-centric,”

¹ Department of Management, Economics, and Industrial Engineering, Politecnico di Milano, Milan, Italy

Corresponding Author:

Nicola Spezia, Department of Management, Economics, and Industrial Engineering, Politecnico di Milano, Via Lambruschini 4/b, Milan 20156, Italy.
Email: nicola.spezia@polimi.it



determining how variables combine across individuals (13). In so doing, the methodology allows for the investigation of heterogeneity across individuals by letting latent classes emerge from data. Therefore, populations are clustered in distinctive latent classes, each of which presents similar behaviors. The methodology has been previously and successfully applied to several fields of social sciences (13–15), and is here innovatively applied to study experience data.

The setting of our study is the neonatal intensive care unit (NICU), where infants with the most severe medical conditions—usually related to extreme prematurity—can be hospitalized for up to several weeks. For obvious reasons, in the NICU, the experience of care cannot be collected directly from the little patients. Therefore, parents are the ones reporting their experience, accounting for the care they and their children receive (16–18). For parents, the period in the NICU is often traumatic with varying forms of psychological distress that can be developed such as depression, emotional pain, anxiety, and acute stress (19,20). No parent can be fully prepared for the extreme range of emotions associated with caring for a critically ill newborn and the unknown, unfamiliar, and sometimes hostile environment of an intensive care unit. Furthermore, after their baby's discharge, these parents are at a high risk of developing post-traumatic stress disorders and encountering difficulties in the development of their parenting role (21,22). For these reasons, in the NICU, it is of vital importance to take appropriate care of parents too. In this sense, parents should be allowed to be present in the NICU 24/7 with few or no limitations, participate in the daily care of their baby, be involved in medical decision making, be engaged in frequent, clear, honest, and empathic communication with the health staff, and receive different forms of support (23,24). These latter represent the main principles of the family-centered care (FCC) model, which is the gold standard of assistance in the NICU and has been systematically proved to be beneficial for both infants and their parents (25). Evaluating the parent experience can provide evidence of whether and how these practices are applied in the NICU (26).

Given these premises, this paper aims to discover the potentiality of LCA in analyzing experience data by applying the methodology to the study of the parent experience of NICU. Specifically, the following research questions were formulated:

- What is the capability of LCA in interpreting and deriving meaning from experience data?
- What are the advantages of using LCA to study the parent experience of NICU?

Methods

Design

A cross-sectional design was employed.

Setting and Data

This research was carried out in collaboration with the Italian Association of Neonatology (“Società Italiana di Neonatologia”, SIN). Parent experiences were collected using a shorter version of the Neonatal Survey designed by the Picker Institute Europe. This questionnaire aims to determine the extent to which the provided care is “family-centered” (27). The survey was translated and adapted to the Italian context. Survey validity was provided by content revision, performed by the neonatologists of the SIN, and a pilot test carried out in one NICU located in northern Italy. The questionnaire (Appendix A) is composed of 14 items investigating the following dimensions of the experience of parents: confidence and support received, communication and information sharing, involvement in child care and medical discussion, and empowerment in decision making. Furthermore, the survey collects parents' and infants' descriptive characteristics with eight nominal questions. Finally, an item on the overall satisfaction with care in the NICU (evaluated with a 5-point Likert scale) is posed at the end of the questionnaire. The survey was addressed to the parents of infants who were hospitalized in any Italian NICU during the six months before survey completion. Survey distribution was implemented in Fall 2019 by contacting several parents of preemies associations. The associations that decided to participate in the study forwarded to their members the invitation to complete the survey online on Qualtrics®. The choice of a specialized web-based survey platform guaranteed an automatic de-identification and anonymization of the collected responses. All participants gave informed consent to join the study.

Data Analysis

Frequency distributions were used to report parents' and infants' characteristics and the overall level of satisfaction. Moreover, similar to the Neonatal Survey study (27), a score (from 0 to 100) was associated with each experience question. The higher the score, the better the parents evaluated their experience for that specific item. According to their scores, the experience items were divided into three ranges:

- Score > 75: positive experience.
- $75 \geq \text{Score} \geq 50$: poor experience.
- Score < 50: negative experience.

After the preliminary descriptive analysis, we employed a 3-step LCA. LCA is a mixture modeling approach that allows grouping observations that are similar on the basis of a number of indicators, employed to identify latent classes (14). Thus, latent class membership of each observation is defined based on dichotomous indicators that, in our study, were represented by the experiences of NICU parents.

Step 1 of the analysis consisted of defining the number of subgroups (i.e., latent classes) that better described our data. Response options for the 14 experience indicators were dichotomized. This means that those response options indicating poor or negative experiences were coded as 0, while options denoting positive experiences were coded as 1 (i.e., we created binary indicators with only two possible values). To decide on the most suitable number of latent groups, classes were added stepwise (i.e., incrementally) and statistical fit indexes were compared across models (28). These are indexes that allow selecting the best number of classes on the basis of objective statistical metrics, thus reinforcing the robustness of the model. Specifically, the Bayesian information criterion (BIC)

indicates the K-class model (where K denotes the number of classes under consideration) when the index reaches a minimum value, while the Lo-Mendell-Rubin (LMR) test indicates that K classes should be retained when the $K + 1$ P -value is no longer significant (29). Moreover, we used entropy as an indicator of good separation between classes. Indeed, entropy is an estimate of the probability that each individual is in each of the classes. The closer the entropy is to 1, the better the model's statistical fit (30).

In Step 2, multinomial regressions (i.e., regressions in which the output variable is represented by the latent classes) were run to characterize the groups through parents' and infants' descriptive characteristics. In addition to the variables retrieved from the questionnaire, the size of the NICUs involved in the study was considered according to the number of intensive care cots available (31). Using the suggestion of the neonatologists of the SIN, wards were divided into large (> 12 intensive care cots), medium-size (between 8 and 12), and small (< 8) NICUs.

Finally, Step 3 made it possible to verify whether an outcome varied across groups. In our study, we tested whether parents, who had different experiences of NICU, also differed in their level of perceived satisfaction. In doing so, we computed a Pearson chi-square test to detect significant differences across the latent classes obtained from Step 1.

Table 1. Sample Descriptive Characteristics (n = 482).

Parents' and infants' characteristics	n	%
Parents who filled the survey while their child was still hospitalized	106	22%
Parents who had another child hospitalized in the NICU before	74	15%
Length of hospitalization		
Less than 1 week	22	5%
1 week	14	3%
More than 1 week but less than 4 weeks	101	21%
More than 4 weeks but less than 8 weeks	130	27%
More than 8 weeks but less than 12 weeks	97	20%
More than 12 weeks	118	24%
Time from discharge		
Less than 1 week	4	1%
1 week	3	1%
More than 1 week but less than 4 weeks	20	5%
More than 4 weeks but less than 8 weeks	23	6%
More than 8 weeks but less than 12 weeks	26	7%
More than 12 weeks	300	80%
Baby's gestational age at birth		
Less than 25 weeks	28	6%
More than 25 but less than 29 weeks	193	40%
More than 29 but less than 32 weeks	122	25%
More than 32 but less than 38 weeks	116	24%
More than 38 weeks	23	5%
Baby's weight at birth		
Less than 1000 g (1 kg / 2 lb 3 oz)	155	32%
1000 g to 1500 g (1 kg to 1.5 kg / 2 lb 3 oz to 3 lb 5 oz)	165	34%
1500 g to 2500 g (1.5 kg to 2.5 kg / 3 lb 5 oz to 5 lb 8 oz)	131	27%
More than 2500 g (2.5 kg / 5 lb 8 oz)	31	7%
Age group (mother):		
16-27	53	11%
28-31	106	22%
32-35	205	42%
36 or more	118	25%
NICU size		
Large	155	32%
Medium	193	40%
Small	134	28%

Abbreviation: NICU = neonatal intensive care unit.

Results

Sample Characteristics and Descriptive Statistics

In total, 482 surveys were collected. The descriptive characteristics of the sample are shown in Table 1.

Figure 1 reports the scores assigned to the experience items. The availability, empathy, and support provided by the NICUs staff were given high scores, and 92% of the parents reported a high or very high level of overall satisfaction. However, several issues emerged concerning many aspects of the experience of parents. Considerable obstacles to the parental presence in the unit, participation in their infant's daily care, and involvement in medical discussion and decision-making were observed. Furthermore, the evaluation of parent-staff communication produced controversial results at different stages of the care path.

3-Step Latent Class Analysis (LCA)

The fit indexes used to select the number of subgroups in our model are presented in Appendix B. The BIC reaches a minimum when the number of latent classes is equal to four. In addition, the LMR test struggles in identifying the first two classes, but then clearly points to a four-class specification model, given that the P -value is not significant when the number of classes reaches five. Given that the level of entropy of the four-class model is sufficiently high (30), as

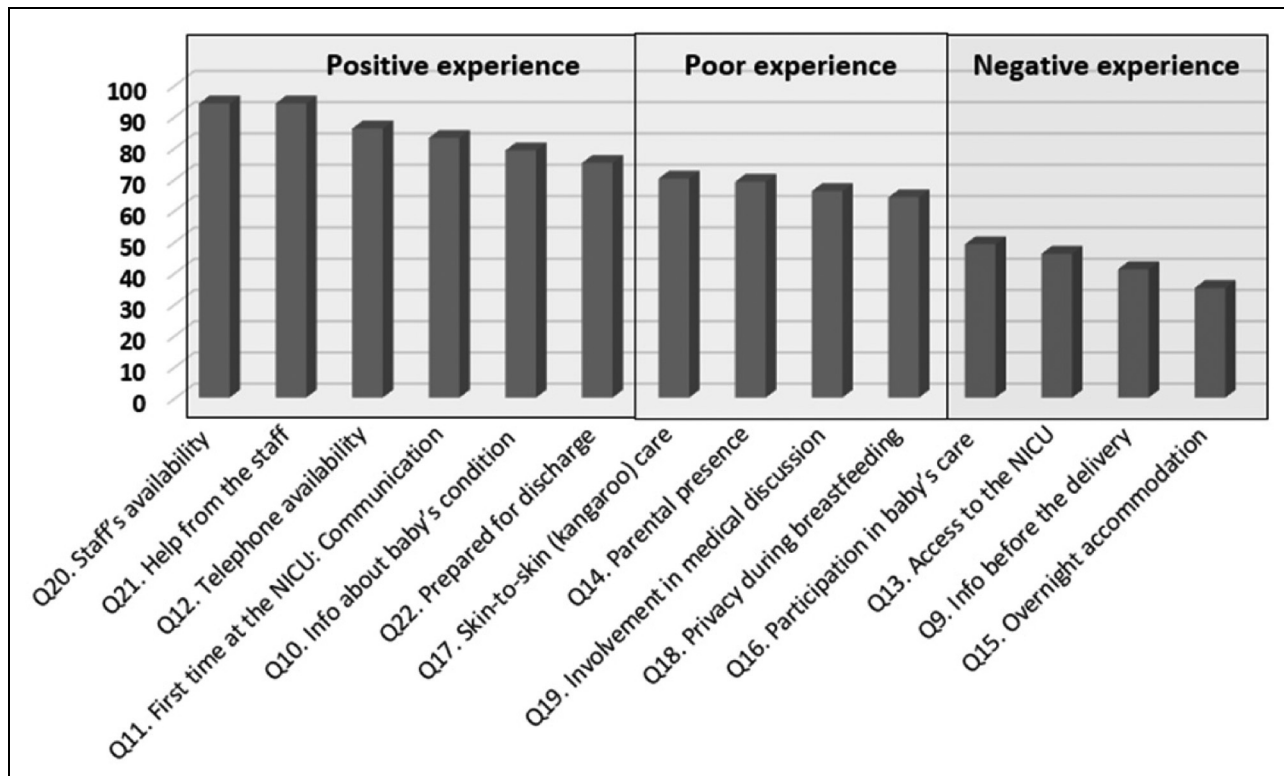


Figure 1. Experience items scores.

it is equal to 0.816 up to 1, we selected the four-class model as the best fit for our data.

The profile of the classes is represented in Figure 2, in which the horizontal axis presents the 14 indicators used to create the subgroups, and the vertical axis reports the proportion of observations in each class that revealed a positive experience in each item domain.

The largest class comprised parents who had a *positive experience* (36% of the observations) during their child's hospitalization in the NICU. Specifically, they perceived high involvement in communicational aspects, high accessibility of the NICU during hospitalization, and a helpful approach by the staff. Moreover, they perceived substantial attention by the staff to aspects related to the child's care.

The second-largest class comprised parents who experienced *problematic parent-staff communication* (30% of the observations). These parents had a particularly poor experience concerning aspects related to communication at different touchpoints and low involvement in the medical discussion. However, these parents reported a particularly high degree of accessibility to the NICU and perceived a good level of availability and support provided by the staff.

On the contrary, the third class, making up 26% of the total observations, perceived *limited access and participation*. This cluster of parents struggled in accessing the NICU and perceived that they could not visit their baby as much as they wanted to. Moreover, they also reported

limited participation in their child's care, while, also for this group, the staff's attitude was evaluated positively.

The final class comprised parents who perceived a *negative experience* during their child's hospitalization, consisting of 8% of the observations. Overall, this cluster reported very poor experiences and the lowest perceptions on almost all items.

Having identified and described the latent classes, Step 2 allowed us to characterize the classes by using parents' and infants' descriptive characteristics, as reported in Table 2. The results are reported in comparison to a reference group, here represented by the *positive experience* class. The only significant personal information across classes was related to the mother's age: the younger the mother, the higher the probability she belonged to the *limited access and participation* class rather than to the *positive experience* class. The second relevant aspect was related to how much time passed from hospital discharge. The longer the amount of time that passed, the higher the probability that the parents would belong to either the *limited access and participation* class or the *negative experience* class (respectively, 1.19 and 1.18 times more probable) rather than to the *positive experience* class. Finally, the size of the NICU mattered in terms of the quality of communication. Indeed, parents in larger hospitals had a slightly greater probability of belonging to the *problematic parent-staff communication* class (1.09 times) or the *negative experience* class (1.05 times).

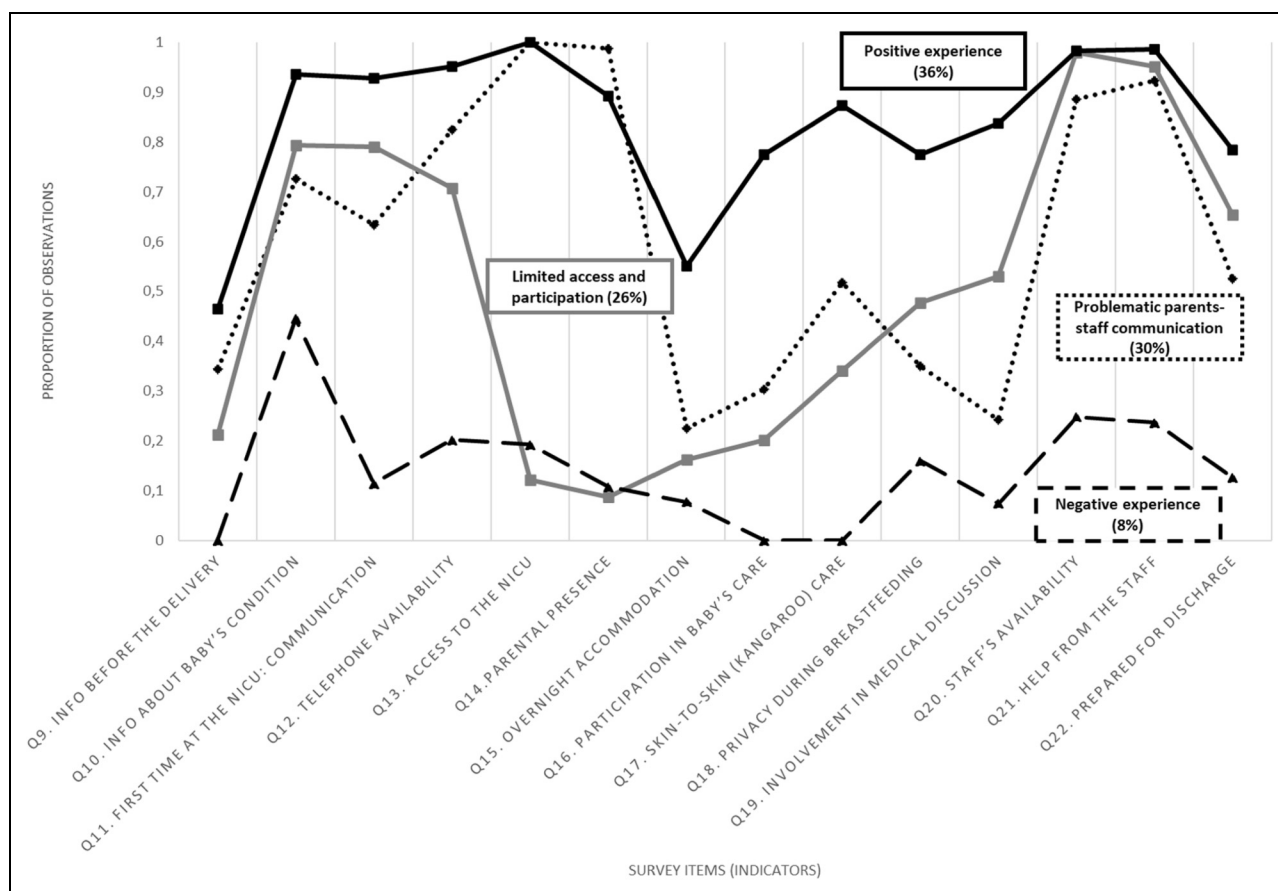


Figure 2. Latent classes' profile (n = 482).

Table 2. Steps 2 and 3 of the LCA.

	Problematic parents-staff communication			Limited access and participation			Negative experience			Positive experience (Reference group)	
	Mean	Coef.	Odds ratio	Mean	Coef.	Odds ratio	Mean	Coef.	Odds ratio	Mean	
Q3. Length of hospitalization	4.111	-0.023		4.610	0.283		3.875	-0.255		4.310	
Q4. Time from discharge	3.618	-0.091		5.169	0.173**	1.19	4.850	0.168*	1.18	4.230	
Q5. Other child hospitalized before	0.125	-0.062		0.202	0.269		0.125	-0.319		0.149	
Q6. Gestational age at birth	2.931	0.071		2.685	0.092		3.125	0.227		2.753	
Q7. Baby's weight	2.188	0.116		1.968	0.159		2.300	-0.017		2.017	
Q8. Mom's age	2.806	-0.25		2.653	-0.393**	0.68	2.675	-0.356		2.937	
NICU size (small, medium, large NICU)	14.124	0.084***	1.09	10.823	0.015		12.150	0.047*	1.05	12.124	
LCA: Step 3	Mean	Standard error		Mean	Standard error		Mean	Standard error		Mean	Standard error
Q29. Satisfaction level	4.301	0.063		4.413	0.053		2.865	0.184		4.868	0.041

Abbreviations: LCA = latent class analysis; NICU = neonatal intensive care unit. ***P-value<.01; **P-value<.05; *P-value<.1. In Step 3, the pairwise comparison of the average level of satisfaction is statistically significant across all classes (P-value<.01) except between *Limited access and participation* and *problematic parents-staff communication* (P-value = 0.18).

Finally, Step 3 allowed us to test whether the four classes differed in their overall level of perceived satisfaction with care in the NICU. The bottom panel of Table 2 depicts the results, highlighting that the *positive experience* class reported the highest level of satisfaction (4.9 on a 5-point scale), which was significantly higher than that of all of the other classes. In contrast, the *negative experience* class reported the poorest level of satisfaction (2.9), significantly lower than that of all of the other classes. Finally, the *problematic parent–staff communication* and the *limited access and participation* classes did not differ from one another. Both classes reported a level of satisfaction that was significantly higher than that reported by the *negative experience* class and significantly—but only slightly—lower than that reported by the *positive experience* class (respectively, 4.3 for the *problematic parent–staff communication* class and 4.4 for the *limited access and participation* class).

Discussion

We explored the potentiality of the LCA statistical model in analyzing experience data identifying patterns in parents' evaluation of the care they and their infant received in the NICU. We implemented this novel technique as opposed to other traditional statistical methods as we aimed to explore a potential methodological innovation, one which could enhance the interpretation and use of experience data (7).

From our study, we inferred a set of novel considerations. First, LCA permits the development of experience profiles that identify different patterns of responses for the variables of interest, thereby explaining subgroup behavior. Typically, most studies on experience data have been based on aggregated analyses, falling short of indicating what different groups need and value (8). Therefore, relevant information needed to fuel quality improvement efforts is at risk of remaining latent or unexplored. LCA instead provides much more granularity with regard to the description of the sample, allowing for the design of tailored and meaningful interventions to address the specific concerns that emerge for each latent subgroup. In our study, a typology composed of four latent classes was identified from experience data, clustering parents into a positive experience class (36% of the observations), a class that experienced problematic communication with the staff (30%), a limited access and participation class (26%), and a negative experience class (8%). Each class presented a defined set of indicators related to different experience dimensions (see Figure 2) that should be targeted (or not) with specific interventions to enhance each class's experience of NICU.

Second, these tailored interventions can be further reinforced by the results of the multinomial regressions performed during Step 2 of the LCA methodology, which provides additional information, in terms of sociodemographic characteristics, about the latent classes identified. In our research, we determined that young mothers are more likely to experience

limited access and participation in the care of their baby. This finding is consistent with prior studies on parents' presence and participation in the NICU (32,33). Furthermore, poor parent–staff communication is more likely to occur in larger NICUs. We could not find other studies reporting a similar or contrasting association. However, organizational complexity, which could reasonably be a common trait of larger units, has been associated with worse parent–staff communication in the NICU (34). Finally, parents were more likely to report worse experiences the more time had passed from their baby's discharge. This result is consistent with the fact that when experience surveys are conducted further in time from the clinical encounter, poorer experiences are typically measured (35,36).

Third, the final step of the LCA methodology verifies whether an outcome varies across latent classes and allows the linking of the experience measure to output indicators. Linking different health care quality measures is key to prompting data triangulation and implementing holistic quality improvement plans, avoiding singular quality reports to remain isolated and unexploited (1,7). In our study, the parents' overall level of satisfaction with care in the NICU was used as the outcome in the third step of the LCA. Parents reported an averagely high level of satisfaction (92%). However, poor experiences emerged on several occasions: only 36% of the parents belonged to the positive experience class. This result is in line with previous research where the discrepancy between the experience and satisfaction measures was reported (37–39). While experience considers objectively events and interactions, satisfaction is a more volatile and subjective measure influenced by individual preferences and expectations as well as by clinical outcomes (40,41). In this sense, satisfaction may provide a limited and optimistic picture (37), and depend more on factors external to the health system than on the experience of care (42). Therefore, positive satisfaction ratings may be reported despite negative experiences, especially when users believe that poor care is not under the direct control of the medical staff (43). Consistently with this assumption, in our study, satisfaction dropped only when the attitude and support provided by the NICU staff were negatively evaluated by parents (i.e., parents belonging to the negative experience class). Despite the difficulties in communicating with the staff or accessing the NICU and participating in the care of their baby (i.e., parents belonging to the problematic communication with the staff or to the limited access and participation classes), instead, a fairly high level of satisfaction was still reported. These findings provide relevant insights on which may be the most salient drivers of the parent satisfaction with NICU.

To the best of our knowledge, this was the first research to provide a nationwide picture of the parent experience of NICU in Italy. In this respect, some practitioner-oriented implications may be derived. Poor experiences were often reported for several key dimensions of the FCC model. This result is consistent with a recent study that analyzed

the application of FCC in Italian NICUs from the perspective of health care professionals (44). Furthermore, our analysis confirmed the chronic issue of limited access, which, as shown in previous studies (45,46), interests several Italian NICUs. Our findings may stimulate reflection and further research on how the FCC standards are implemented in Italian NICUs.

As a further extension to our research, a more thorough depiction of the subgroups identified could be produced by including other sociodemographic variables in our LCA model, as well as other indicators of health care quality as outcomes in the final step of the methodology. This would allow the creation of a more comprehensive picture of performance. Furthermore, since the collection phase of our survey ended just a few weeks before the outbreak of the COVID-19 pandemic in Italy, our study could be replicated with a comparable sample to discover the impact of the pandemic and subsequent restrictions on the experiences of NICU parents. By replicating our study among a diverse sample of NICU parents instead, it would be possible to better ground the arguments about our findings. Finally, since our work provides fresh insights into the application of LCA in the study of experience data, this technique should be further tested also in different health care settings.

Limitations

Our study was subject to some limitations. First, we surveyed a national sample of NICU parents to provide an overall, nationwide picture. Thus, our findings may not be completely generalizable to the experiences of individual NICUs, each of which may present unique characteristics. Second, since several parents evaluated their experience some weeks after their baby's discharge, recall bias is a potential concern. Third, the anonymity requirements of our research meant that it was not possible to link the experience of care to other quality indicators, like patient safety and clinical effectiveness. This also meant that it was not possible to use these indicators as final outcomes in the LCA and to create complementary models alongside the one presented in this study.

Conclusion

LCA proved to be a useful tool, capable of effectively differentiating parent subgroups' needs, concerns, sociodemographic characteristics, and outcomes. Studying experience data through the LCA methodology could aid researchers, practitioners, health service managers, and policymakers in better targeting different groups improving the performance of health systems by effectively responding to specific people's expectations.

Acknowledgments

We would like to thank all the neonatologists and collaborators of the SIN, as well as the parent associations who helped us with the distribution of the survey. We also thank all of the infants and parents who made this research possible.

Declaration of Conflicting Interests

The authors declared no potential conflicts of interest with respect to the research, authorship, and/or publication of this article.


Funding

The authors received no financial support for the research, authorship, and/or publication of this article.

Ethical Approval

Since this study did not include any potential harm, danger, benefit, or reward for the involved participants, no personal data were collected, and the collected data were de-identified, anonymized, encrypted, and stored on a password-protected computer, the study was exempted from ethical review approval.

ORCID iD

Nicola Spezia  <https://orcid.org/0000-0001-5116-0299>

Statement of Human and Animal Rights

This study has been performed in accordance with the ethical standards laid down in the 1964 Declaration of Helsinki and its later amendments.

Statement of Informed Consent

Informed consent was obtained from the parents to take part in the survey. Participants were notified of their rights to anonymity, confidentiality, and rights of withdrawal from the study. Informed consent for parents' and infants' anonymized information to be published in this article was not obtained because this was a secondary analysis of survey data aimed to study the potentiality of the latent class analysis statistical model.

Supplemental Material

Supplemental material for this article is available online.

References

1. Ahmed F, Burt J, Roland M. Measuring patient experience: concepts and methods. *Patient*. 2014;7(3):235-41.
2. Oben P. Understanding the patient experience: a conceptual framework. *Journal of Patient Experience*. 2020;7(6):906-10.
3. Doyle C, Lennox L, Bell D. A systematic review of evidence on the links between patient experience and clinical safety and effectiveness. *BMJ Open*. 2013;3(1):e001570.
4. Price RA, Elliott MN, Zaslavsky AM, Hays RD, Lehrman WG, Rybowski L, et al. Examining the role of patient experience surveys in measuring health care quality. *Medical Care Research and Review*. 2014;71(5):522-54.
5. Baines R, Regan De Bere S, Stevens S, Read J, Marshall M, Lalani M, et al. The impact of patient feedback on the

- medical performance of qualified doctors: a systematic review. *BMC medical education*. 2018;18(1):1-12.
6. Gleeson H, Calderon A, Swami V, Deighton J, Wolpert M, Edbrooke-Childs J. Systematic review of approaches to using patient experience data for quality improvement in healthcare settings. *BMJ open*. 2016;6(8):e011907.
 7. Coulter A, Locock L, Ziebland S, Calabrese J. Collecting data on patient experience is not enough: they must be used to improve care. *BMJ (Online)*. 2014 Mar 27;348.
 8. Flott KM, Graham C, Darzi A, Mayer E. Can we use patient-reported feedback to drive change? The challenges of using patient-reported feedback and how they might be addressed. *BMJ Quality and Safety*. 2017;26(6):502-7.
 9. Locock L, Montgomery C, Parkin S, Chisholm A, Bostock J, Dopson S, et al. How do frontline staff use patient experience data for service improvement? Findings from an ethnographic case study evaluation. *Journal of Health Services Research and Policy*. 2020;25(3):151-61.
 10. Sheard L, Peacock R, Marsh C, Lawton R. What's the problem with patient experience feedback? A macro and micro understanding, based on findings from a three-site UK qualitative study. *Health Expectations* 2019;22(1):46-53.
 11. Sheard L, Marsh C, O'Hara J, Armitage G, Wright J, Lawton R. The patient feedback response framework – understanding why UK hospital staff find it difficult to make improvements based on patient feedback: a qualitative study. *Social Science and Medicine*. 2017 Apr 1;178:19-27.
 12. Beattie M, Murphy DJ, Atherton I, Lauder W. Instruments to measure patient experience of healthcare quality in hospitals: a systematic review. *Systematic reviews*. 2015;4(1):1–21.
 13. Agasisti T, Bowers AJ, Soncin M. School principals' leadership types and student achievement in the Italian context: empirical results from a three-step latent class analysis. *Educational Management Administration and Leadership*. 2019;47(6):860-86.
 14. Muthén BO, Muthén LK. Integrating person-centered and variable-centered analyses: growth mixture modeling with latent trajectory classes. *Alcoholism: Clinical and Experimental Research*. 2000;24(6):882-91.
 15. Petersen KJ, Qualter P, Humphrey N. The application of latent class analysis for investigating population child mental health: a systematic review. *Frontiers in psychology*. 2019:1214.
 16. Meherali S, Campbell A, Hartling L, Scott S. Understanding Parents' experiences and information needs on pediatric acute otitis media: a qualitative study. *Journal of Patient Experience*. 2019;6(1):53-61.
 17. Campbell A, Hartling L, Louie-Poon S, Scott SD. Parent experiences caring for a child with bronchiolitis: a qualitative study. *Journal of Patient Experience*. 2020;7(6):1362-8.
 18. Bal C, AlNajjar M, Thull-Freedman J, Pols E, McFetridge A, Stang AS. Patient reported experience in a pediatric emergency department. *Journal of Patient Experience*. 2020;7(1):116-23.
 19. Loewenstein K. Parent psychological distress in the neonatal intensive care unit within the context of the social ecological model: a scoping review. *Journal of the American Psychiatric Nurses Association*. 2018;24(6):495-509.
 20. Obeidat H, Callister L. The parental experience of having an infant in the newborn intensive care unit. *The Journal of perinatal education*. 2009;18(3):23-9.
 21. Vazquez V, Cong X. Parenting the NICU infant : a meta-ethnographic synthesis. *International Journal of Nursing Sciences*. 2014;1(3):281-90.
 22. Salomè S, Mansi G, Lambiase C V, Barone M, Piro V, Pesce M, et al. Impact of psychological distress and psychophysical wellbeing on posttraumatic symptoms in parents of preterm infants after NICU discharge. *Italian Journal of Pediatrics*. 2022;48(1):1-9.
 23. Gooding JS, Cooper LG, Blaine AI, Franck LS, Howse JL, Berns SD. Family support and family-centered care in the neonatal intensive care unit: origins, advances, impact. *Seminars in Perinatology*. 2011;35(1):20-8.
 24. Griffin T. Family-centered care in the NICU. *Journal of Perinatal and Neonatal Nursing*. 2006;20(1):98-102.
 25. Ding X, Zhu L, Zhang R, Wang L, Wang TT, Latour JM. Effects of family-centred care interventions on preterm infants and parents in neonatal intensive care units: a systematic review and meta-analysis of randomised controlled trials. *Australian Critical Care*. 2019;32(1):63-75.
 26. Dall'Oglio I, Mascolo R, Gawronski O, Tiozzo E, Portanova A, Ragni A, et al. A systematic review of instruments for assessing parent satisfaction with family-centred care in neonatal intensive care units. *Acta Paediatrica*. International Journal of Paediatrics. 2018;107(3):391-402.
 27. Picker Institute Europe. Parents' experience s of neonatal care : Findings from Neonatal Survey 2014. 2015. https://www.picker.org/wp-content/uploads/2014/12/P2725_Neonatal-Survey-2014_-Online-Version_Final.pdf
 28. Nylund KL, Asparouhov T, Muthén BO. Deciding on the number of classes in latent class analysis and growth mixture modeling: a Monte Carlo simulation study. *Structural equation modeling*. 2007;14(4):535-69.
 29. Lo Y, Mendell NR, Rubin DB. Testing the number of components in a normal mixture. *Biometrika*. 2001;88(3):767-78.
 30. Celeux G, Soromenho G. An entropy criterion for assessing the number of clusters in a mixture model. *Journal of Classification*. 1996;13(2):195-212.
 31. Italian Ministry of Health. Posti letto per stabilimento ospedaliero e disciplina [Number of hospital beds by discipline]. 2019. <http://www.dati.salute.gov.it/dati/dettaglioDataset.jsp?menu=dati&idPag=96>
 32. Pineda R, Bender J, Hall B, Shabosky L., Annecca A, Smith J. Parent participation in the neonatal intensive care unit: predictors and relationships to neurobehavior and developmental outcomes. *Early human development*. 2018 Feb 1;117:32-8.
 33. Greene MM, Rossman B, Patra K, Kratovil A, Khan S, Meier PP. Maternal psychological distress and visitation to the neonatal intensive care unit. *Acta Paediatrica*. International Journal of Paediatrics. 2015;104(7):e306-13.
 34. Wigert H, Dellenmark MB, Bry K. Strengths and weaknesses of parent-staff communication in the NICU: a survey assessment. *BMC pediatrics*. 2103;13(1):1-4.

35. LaVela S, Gallan A. Evaluation and measurement of patient experience. *Patient Experience Journal*. 2014;1(1):28-36.
36. Agarwal AK, Asch DA, Millstein J. Helping the measurement of patient experience catch up with the experience itself. *Journal of Patient Experience*. 2021 Oct;8:23743735211048057.
37. Jenkinson C, Coulter A, Bruster S, Richards N, Chandola T. Patients' experiences and satisfaction with health care: results of a questionnaire study of specific aspects of care. *Quality and Safety in Health Care*. 2002;11(4):335-9.
38. Gualandi R, Masella C, Piredda M, Ercoli M, Tartaglini D. What does the patient have to say valuing the patient experience to improve the patient journey. *BMC health services research*. 2021;21(1):1-12.
39. Salisbury C, Wallace M, Montgomery A. Patients' experience and satisfaction in primary care: secondary analysis using multilevel modelling. *BMJ*. 2010 Oct 12; 341.
40. The Health Foundation. Measuring the patient experience. 2013. <https://www.health.org.uk/sites/default/files/MeasuringPatientExperience.pdf>
41. Institut de la statistique du Québec. Measuring patient experience through surveys: from concepts to best practices. 2018. <https://statistique.quebec.ca/en/fichier/measuring-patient-experience-through-surveys-from-concepts-to-best-practices.pdf>
42. Bleich SN, Ozaltin E, Murray CJL. How does satisfaction with the health-care system relate to patient experience? *Bulletin of the World Health Organization*. 2009;87(4):271-8.
43. Devkaran S. Patient experience is not Patient satisfaction. Understanding the fundamental differences. 2016. <https://docplayer.net/14478453-Patient-experience-is-not-patient-satisfaction.html>
44. Dall'Oglio I, Mascolo R, Tiozzo E, Portanova A, Fiori M, Gawronski O., et al. The current practice of family-centred care in Italian neonatal intensive care units: a multicentre descriptive study. *Intensive and Critical Care Nursing*. 2019 Feb 1;50:36-43.
45. Artese C, Paterlini G, Mascheroni E, Montiroso R, Cavicchioli P, Bertocelli N, et al. Barriers and facilitators to conducting Kangaroo mother care in Italian neonatal intensive care units. *Journal of Pediatric Nursing*. 2021 Mar 1;57:e68-73.
46. Greisen G, Mirante N, Haumont D, Pierrat V, Pallás-Alonso CR, Warren I, et al. Parents, siblings and grandparents in the neonatal intensive care unit A survey of policies in eight European countries. *Acta Paediatrica*. *International Journal of Paediatrics*. 2009;98(11):1744-50.