

Self-healing of non-Hermitian topological skin modes

Stefano Longhi^{1,2,*}

¹*Dipartimento di Fisica, Politecnico di Milano, Piazza L. da Vinci 32, I-20133 Milano, Italy*

²*IFISC (UIB-CSIC), Instituto de Física Interdisciplinar y Sistemas Complejos - Palma de Mallorca, Spain*

(Dated: February 7, 2022)

A unique feature of non-Hermitian (NH) systems is the NH skin effect, i.e. the edge localization of an extensive number of bulk-band eigenstates in a lattice with open or semi-infinite boundaries. Unlike extended Bloch waves in Hermitian systems, the skin modes are normalizable eigenstates of the Hamiltonian that originate from the intrinsic non-Hermitian point-gap topology of the Bloch band energy spectra. Here we unravel a fascinating property of NH skin modes, namely self-healing, i.e. the ability to self-reconstruct their shape after being scattered off by a space-time potential.

Introduction. Self-healing is the fantastic property of certain classical or quantum (matter) waves to reconstruct their original shape after being scattered off by a potential (an obstacle) [1–3]. Such a special property is rather generally shared by diffraction-free and thus non-normalizable (delocalized) states of the underlying wave equation. Important examples include Bessel waves of the Helmholtz equation [1, 2, 4] and self-accelerating (Airy) waves of the Schrödinger equation [3, 5, 6]. Self-healing has been demonstrated for optical [1, 3, 7–10], acoustic [11–14] and matter waves [15, 16], with a variety of applications in different areas of science such as in microscopy and biomedical imaging [17–19], material processing [20], particle manipulation [21, 22], sensing [8–10] and quantum communications [23]. However, in a norm-preserving (Hermitian) system any normalizable (bound) wave function cannot be strictly self-healing. An interesting and open question is whether *infinitely-many* self-healing *normalizable* waves can exist in NH systems [24]. An important class of such systems is provided by NH lattices, where the role of topology and its far-reaching physical consequences are attracting an enormous interest [25–100] (for a recent review see [79]). A unique feature of NH lattices is the skin effect [29–31, 33, 55], i.e. the localization of an extensive number of bulk eigenstates at the edges under open (OBC) or semi-infinite (SIBC) boundary conditions. The localized skin modes replace the extended Bloch waves of Hermitian lattices and their origin can be traced back to the nontrivial point-gap topology of the bulk energy spectra under periodic boundary conditions (PBC), thus establishing a bulk-edge correspondence for skin modes [27, 55].

In this work we unveil that topological skin edge modes share the fascinating property of being self-healing waves. Like non-normalizable diffraction-free waves in Hermitian systems, in one-dimensional (1D) NH lattices with SIBC there are infinitely many localized (normalizable) topological skin edge states that can reconstruct their shape after being scattered off by a rather arbitrary space-time potential.

Wave self-healing. Let us consider the time-dependent dynamics of a wave function $|\psi(t)\rangle$ described by the Schrödinger-like wave equation

$$i \frac{d}{dt} |\psi\rangle = (\hat{H} + \hat{V}) |\psi\rangle \quad (1)$$

where \hat{H} is the time-independent Hamiltonian of the system, which is assumed rather generally NH, and $\hat{V} = \hat{V}(t)$ describes a space-time local scattering potential (the ‘obstacle’), which vanishes for $t > T$ and with compact support in space [Fig.1(a)]. At initial time $t = 0$ the system is prepared in the state $|\psi(0)\rangle = |\phi(0)\rangle$, and let $|\phi(t)\rangle$ be the evolved wave function in the absence of the scattering potential \hat{V} , i.e. $|\phi(t)\rangle = \exp(-i\hat{H}t)|\phi(0)\rangle$. Clearly, the presence of the scattering potential destroys the unperturbed evolution of the wave function, so that after interaction with the potential, i.e. for $t > T$, $|\psi(t)\rangle$ can largely deviate for ever from the unperturbed solution $|\phi(t)\rangle$. The wave function $|\phi(t)\rangle$ is dubbed self-healing **if the deviation $|\xi(t)\rangle \equiv |\psi(t)\rangle - |\phi(t)\rangle$ is asymptotically much smaller than $|\phi(t)\rangle$ as $t \rightarrow \infty$** regardless of the form of \hat{V} , i.e. provided that [Fig.1(a)] $\lim_{t \rightarrow \infty} \epsilon(t) = 0$, where

$$\epsilon(t) = \frac{\langle \xi(t) | \xi(t) \rangle}{\langle \phi(t) | \phi(t) \rangle}. \quad (2)$$

Note that the above condition corresponds to $\| \tilde{\psi}(t) - \tilde{\phi}(t) \| \rightarrow 0$ for the normalized wave functions $|\tilde{\psi}(t)\rangle = |\psi(t)\rangle / \| \psi(t) \|$ and $|\tilde{\phi}(t)\rangle = |\phi(t)\rangle / \| \phi(t) \|$. Clearly, in an Hermitian system owing to norm conservation any normalizable wave function is not strictly self-healing, though it can approximate an extended (non-normalizable) wave function at some extent [6]. For example, for a freely-moving quantum particle in a one-dimensional space, $\hat{H} = -\partial^2 / \partial x^2$, the self-accelerating Airy solutions to the time-dependent Schrödinger equation [5] are non-normalizable self-healing waves [3]. Other non-normalizable self-healing modes include Bessel waves, parabolic cylinder waves, Weber and Mathieu beams, Bloch surface waves, and others (see e.g. [2, 9, 101]). However, in a NH system propagation-invariant normalizable waves can be found [102].

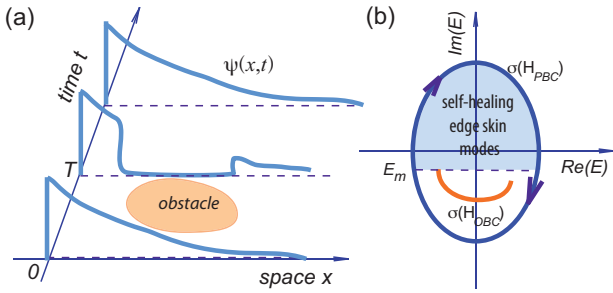


FIG. 1: (a) Sketch of wave function propagation and self-healing property. After being scattered off by a space-time localized potential (the ‘obstacle’), the wave function $\psi(x,t)$ can reconstruct its shape, as if the scattering potential were not present. (b) In a NH semi-infinite lattice with a left boundary, any topological edge skin mode at energy E with $W(E) < 0$ and $\text{Im}(E) > E_m$ (shaded area in the figure) is a self-healing wave function. In the figure, the outer closed loop describes the energy spectrum $\sigma(H_{PBC})$, whereas the inner open arc is the energy spectrum $\sigma(H_{OBC})$.

Energy spectra, topological skin modes and the bulk-edge correspondence. We consider a one-dimensional NH lattice with short-range hopping with Hamiltonian \hat{H} in physical space given by

$$\hat{H} = \sum_{n,l=1}^N H_{n,l}|n\rangle\langle l|, \quad (3)$$

where $H_{n,l}$ is a $N \times N$ banded matrix and N is the number of lattice sites. We indicate by H_{PBC} and H_{OBC} the $N \times N$ matrix Hamiltonians under PBC and OBC, respectively, in the large (thermodynamic) N limit. For a single-band model, H_{OBC} is a banded Toeplitz matrix, i.e. $(H_{OBC})_{n,l} = t_{n-l}$ with $t_n = 0$ for $n > s$ and $n < -r$ ($t_{-r}, t_s \neq 0$), where $t_{\pm l}$ are the left/right hopping amplitudes among sites distant $\pm l$ in the lattice and $r, s \geq 1$ are the largest orders of left/right hopping. H_{PBC} is a circulant matrix with the same form as H_{OBC} , except for the top right and bottom left corners of the matrix. Finally, we indicate by H_{SIBC} the infinite-dimensional matrix Hamiltonian under SIBC with a boundary on the left but not on the right, i.e. $(H_{SIBC})_{n,l} = t_{n-l}$ for $n, l = 1, 2, 3, \dots$. The central result in the band theory of NH systems is that the energy spectra $\sigma(H_{PBC})$, $\sigma(H_{OBC})$ and $\sigma(H_{SIBC})$ are rather generally distinct, which implies the emergence of the NH skin effect, topological NH edge states and the need for a non-Bloch band theory. These results, studied in several recent works [30, 38, 40, 55, 59, 60] and briefly reviewed in Sec.1 of [103], are basically rooted in the spectral theory of non-self-adjoint Toeplitz matrices and operators [104–107]. Specifically, for a single-band lattice: (i) $\sigma(H_{PBC})$ is a closed loop in complex energy plane described by the Bloch Hamiltonian $H(k) = P(\beta = \exp(ik))$, where $P(\beta) = \sum_{l=-r}^s t_l \beta^l$ is the Laurent polynomial associated

to the Toeplitz matrix and $-\pi \leq k < \pi$ is the Bloch wave number. (ii) $\sigma(H_{OBC})$ is the set of complex energies $E = P(\beta)$, where β varies on the generalized Brillouin zone (GBZ) C_β . $\sigma(H_{OBC})$ is always topological trivial in terms of a point gap [55]. The definition and calculation of C_β is discussed in [30, 38, 59, 60], and briefly reviewed in [103]. (iii) $\sigma(H_{SIBC}) = \sigma(H_{PBC}) \cup B$, where B is the interior of the PBC energy spectrum loop such that for $E \in B$ the winding number $W(E)$, defined by

$$W(E) = \frac{1}{2\pi i} \int_{-\pi}^{\pi} dk \frac{d}{dk} \log \det \{H(k) - E\} \quad (4)$$

is non vanishing. If $W(E) < 0$, then E is an eigenvalue of H_{SIBC} of multiplicity $|W(E)|$, and the corresponding (right) eigenvectors are exponentially localized at the left edge. Such a result provides a bulk-boundary correspondence for NH systems, relating the appearance of skin edge states in a semi-infinite lattice to the topology of the PBC energy spectrum [55].

Self-healing of topological skin modes. The central result of this work is that in NH lattices displaying the NH skin effect there are infinitely many skin edge modes that are self-healing. Specifically, let us consider a one-dimensional NH lattice with SIBC, with a boundary on the left but no boundary on the right, and with a GBZ C_β that is, at least partly, external to the unit circle (to ensure the existence of left-edge skin states). The local scattering potential is assumed to have a compact support both in space and time, i.e. $\hat{V} = V_n(t)|n\rangle\langle n|$ with $V_n(t) = 0$ for $t > T$ and $n > L$. Let us indicate by E_{m_1} the largest imaginary part of the energies in the set $\sigma(H_{OBC})$, i.e. $E_{m_1} = \max_{\beta \in C_\beta} \text{Im}\{P(\beta)\}$; E_{m_2} the largest imaginary part of the energies E in the set B defined by $\{E \in B \mid W(E) > 0\}$; and $E_m = \max(E_{m_1}, E_{m_2})$. Note that the set B is empty if the GBZ is entirely external to the unit circle $|\beta| = 1$, i.e. if there are not Bloch point [38]; in this case one should assume $E_m = E_{m_1}$ [as in Fig.1(b)]. The following theorem can be then proven, which is illustrated in Fig.1: any topological skin edge state $|\phi(t)\rangle = |\phi_0\rangle \exp(-iE_0 t)$ with energy E_0 and $W(E_0) < 0$ is self healing if and only if $\text{Im}(E_0) > E_m$.

A simple corollary of this theorem is that any topological skin edge state belonging to H_{OBC} is not self-healing, because in this case one has $\text{Im}(E_0) \leq E_{m_1} \leq E_m$.

Here we provide a sketch of the proof of the theorem (technical details are given in [103]). Let us indicate by $|\psi(t)\rangle$ the wave function satisfying Eq.(1) with the initial condition $|\psi(0)\rangle = |\phi_0\rangle$, and let $|\xi(t)\rangle = |\psi(t)\rangle - |\phi(t)\rangle$ be the deviation of the wave function $|\psi(t)\rangle$ from the unperturbed (skin edge eigenstate) solution. The proof consists of two main steps. In the first step, one shows that, after interaction with the scattering potential, the deviation $\xi_n(T) = \langle n|\xi(T)\rangle$ vanishes as $n \rightarrow \infty$ faster than exponential, i.e. for any $h > 0$ one has

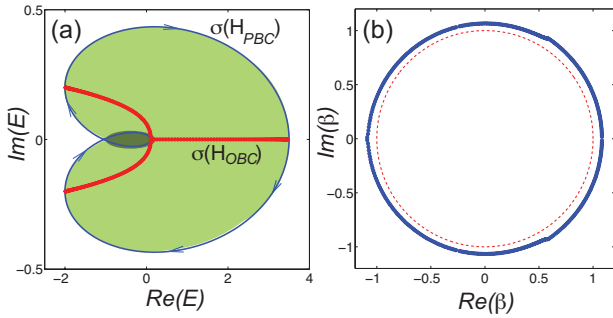


FIG. 2: (a) Energy spectrum of H_{PBC} (outer thin closed loop with one self-intersection), H_{OBC} (inner bold open arcs) and H_{SIBC} (shaded areas) of a NH lattice with nearest- and next-to-nearest neighbor hopping amplitudes $t_{-2} = 1$, $t_{-1} = 1$, $t_0 = 0$, $t_1 = 0.7$, and $t_2 = 0.8$. In the light shaded area $W(E) = -1$, corresponding to simple (non-degenerate) skin edge state, whereas in the dark shaded area $W(E) = -2$, corresponding to the existence of two energy-degenerate skin edge states of H_{SIBC} . The largest value E_{m_1} of $\text{Im}(\sigma(H_{OBC}))$ is $E_{m_1} = 0.2$. (b) The numerically-computed GBZ C_β , corresponding to a deformed circle with $|\beta| > 1$ all along C_β . The thin dashed curve depicts the reference unit circle $|\beta| = 1$.

$\lim_{n \rightarrow \infty} \xi_n(T) \exp(hn) = 0$. Physically, this result stems from the fact that, since the hopping in the lattice is finite (short range) and the scattering potential has a limited support in space ($V_n = 0$ for $n > L$), the speed of excitation spreading in the lattice arising from the interaction with the scattering potential is bounded (according to the Lieb-Robinson bound [27]), and thus after interaction $\xi_n(T)$ remains basically unperturbed, i.e. very close to zero, for large enough n . The fast decay of ξ_n with n is mathematically justified by the asymptotic form of the exponential of a banded matrix [108] (Sec.2 of [103]). Let us then indicate by $|\beta\rangle$ the set of eigenfunctions of H_{OBC} (skin modes) with energy $P(\beta)$ belonging to $\sigma(H_{OBC})$, i.e. $H_{OBC}|\beta\rangle = P(\beta)|\beta\rangle$ with $\beta \in C_\beta$. Note that $|\beta\rangle$ is also an eigenstate of H_{SIBC} when $|\beta| > 1$ in the $N \rightarrow \infty$ limit. For large n , $\langle n|\beta\rangle$ behaves as $\langle n|\beta\rangle \sim \beta^{-n}(1 + A_\beta \exp(-i\theta_\beta n))$ with some β -dependent constants A_β and θ_β . Since $|\xi(T)\rangle$ is bounded with a localization higher than any exponential, one can decompose $|\xi(T)\rangle$ as a superposition (integral) of $|\beta\rangle$ skin states, i.e. one can write (Sec.1 of [103]) $|\xi(T)\rangle = \oint_{C_\beta} d\beta F(\beta)|\beta\rangle$ with $F(\beta)$ non-singular on C_β . Since $\hat{V} = 0$ for $t > T$, after the scattering event the wave function $|\xi(t)\rangle$ evolves according to the Schrödinger equation $i\partial_t|\xi\rangle = \hat{H}_{SIBC}|\xi\rangle$, so that for $t > T$ one has $|\xi(t)\rangle = \oint_{C_\beta} d\beta F(\beta) \exp[-iP(\beta)(t - T)] |\beta\rangle$. The second step is to calculate the growth rate of $\|\xi(t)\|^2 = \langle \xi(t)|\xi(t)\rangle$. To this aim, one has to distinguish two cases (Sec.3 of [103]). If C_β is entirely external to the unit circle, i.e. $|\beta| > 1$ for any $\beta \in C_\beta$, the growth rate of $\|\xi(t)\|$ is $E_{m_1} = \max_{\beta \in C_\beta} \text{Im}(P(\beta))$, which is attained at the value $\beta_s \in C_\beta$ corresponding to the

most unstable saddle point of $P(\beta)$. Since $\|\phi(t)\|$ grows in time as $\sim \exp(\text{Im}(E_0)t)$, one has $\lim_{t \rightarrow \infty} \epsilon(t) = 0$ if and only if $\text{Im}(E_0) > E_m$, where $\epsilon(t)$ is defined by Eq.(2) and $E_m = E_{m_1}$. On the other hand, if a portion of C_β is internal to the unit circle the asymptotic analysis shows that the growth rate of $\|\xi(t)\|$ is the larger number between E_{m_1} and E_{m_2} , where E_{m_2} is the largest imaginary part of energies in the set B [103]. This proves the theorem. ■

As an illustrative example, let us consider a lattice with nearest- and next-nearest neighbor hopping ($r = s = 2$). Figure 2 shows the energy spectra $\sigma(H_{PBC})$, $\sigma(H_{OBC})$ and $\sigma(H_{SIBC})$ and corresponding GBZ, which is entirely external to the unit circle with $E_m = E_{m_1} \simeq 0.5$. In the wide light shaded region of Fig.2(a), for each complex energy E there is a single topological skin edge state ($W = -1$), while when E is internal to the narrow dark shaded region encircling the origin there are two linearly-independent skin edge states ($W = -2$). To show the self-healing property of skin edge states, we consider a strongly absorbing potential $V_n(t) = -10i$ which is non-vanishing in the interval $2 < t < 4$ and in the spatial region $1 \leq n \leq L = 10$. The initial state $|\phi_0\rangle$ is chosen to be a skin edge state with an energy E_0 in the stable ($\text{Im}(E_0) > E_m$) or unstable ($\text{Im}(E_0) < E_m$) regions. The self-healing property is measured by the long-time behavior of $\epsilon(t)$ [Eq.(2)]. Figure 3 illustrates the typical numerical results of wave propagation in the lattice, corresponding to the self-healing of the skin mode for $\text{Im}(E_0) > E_m$ [Fig.3(a)], and to the disruption of the skin mode for $\text{Im}(E_0) < E_m$ [Fig.3(b)]. The results are obtained by solving Eq.(1) in Wannier (real-space) basis by an accurate fourth-order Runge-Kutta method on a finite-sized lattice with OBC and with a size wide enough ($N = 300$ sites) to avoid right-edge effects over the largest propagation time ($t \sim 20$), which would destroy the SIBC skin state [27, 109]. A strategic method to selectively prepare the system in a self-healing SIBC edge state is discussed in [109] and in Sec.5 of [103]. As clearly shown in the left panel of Fig.3(a), the strongly absorbing potential cuts the excitation at lattice sites $n \leq L$, however after the scattering process the skin edge state can restore its original shape, corresponding to a vanishing of $\epsilon(t)$ [right panel of Fig.3(a)]. A different behavior is observed in Fig.3(b), where the skin edge state cannot restore its original shape and $\epsilon(t)$ does not decay toward zero. We checked [103] that the self-healing property can be observed also when there are Bloch points (the GBZ zone crosses the unit circle) and for different types of scattering potentials, including inhomogeneous Hermitian and non-Hermitian amplifying potentials.

Multiband systems. The previous analysis has been focused to single band models, however the self-

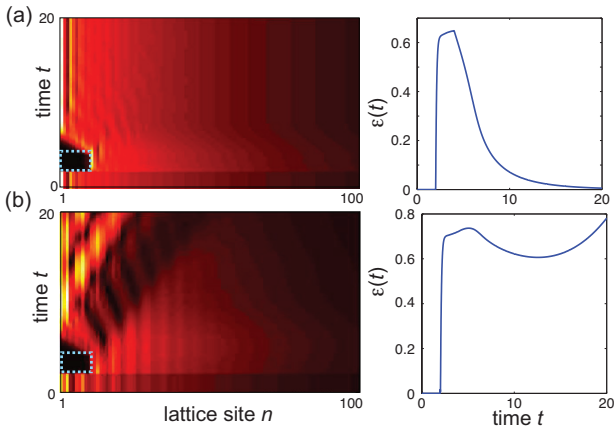


FIG. 3: Self-healing of topological skin edge states. The left panels show the temporal evolution of the modulus of the normalized amplitudes $\psi_n(t)$ on a pseudo color map, in a semi-infinite lattice with parameter values as in Fig.2 and with an absorbing scattering potential (obstacle) localized in the dotted rectangular region of the space-time plane ($n \leq 10$ and $2 < t < 4$). The initial state $\psi_n(0)$ is the skin edge mode with energy $E_0 = 0.35i$ in (a), and $E_0 = -1 + 0.05i$ in (b). The right panels show the corresponding temporal evolution of the function $\epsilon(t)$, defined by Eq.(2), which measures the deviation of the evolved wave function from the skin state.

healing property of topological skin edge states can be extended to multiband systems. As an illustrative example, we consider a quasi 1D lattice composed by two side-coupled Hatano-Nelson chains [110] [Fig.4(a)], which displays the critical NH skin effect [64]. The Bloch Hamiltonian of the systems reads

$$H(k) = \sigma_0 d_0 + t_0 \sigma_x + [V + i(\delta_b - \delta_a) \sin k] \sigma_z \quad (5)$$

where $d_0 = 2t_1 \cos k - i(\delta_a + \delta_b) \sin k$, σ_l are the Pauli matrices, $(t_1 \pm \delta_{a,b})$ are the asymmetric left/right hopping amplitudes in the upper (a) and lower (b) chains, $\pm V$ their on-site energy offset and t_0 is the side coupling constant. Figures 4(b,c) show a typical behavior of GBZ and energy spectra (PBC, OBC and SIBC) for $\delta_a > 0$, $\delta_b < 0$, with the shaded region corresponding to topological skin edge states localized at the left boundary under SIBC. Self-healing skin edge states are those with energy E satisfying the condition $\text{Im}(E) > E_m$, with $E_m = \max(E_{m_1}, E_{m_2}) = E_{m_1} \simeq 0.255$. The self-healing property is illustrated in Fig.4(d), where a skin edge state is scattered off by a complex absorbing potential in both chains ($V_n(t) = 10i$ for $4 < t < 8$ and $1 \leq n \leq 10$, $V_n = 0$ otherwise).

Conclusion. In summary, we have demonstrated that infinitely-many topological edge skin modes in semi-infinite NH lattices can exhibit self-healing properties, i.e. they can reconstruct their shape after being scattered off by a rather arbitrary space-time potential. Contrary to self-healing waves known in Hermitian systems, such as Bessel and Airy waves, the topological

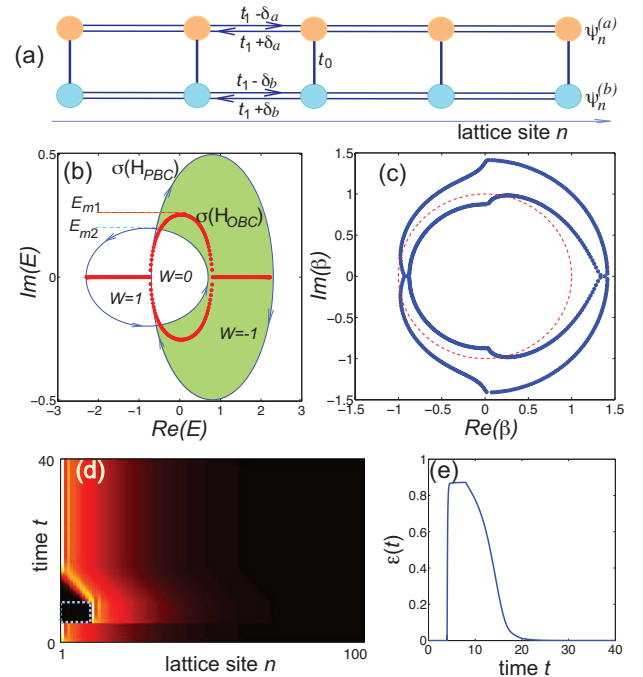


FIG. 4: (a) Scheme of two side-coupled Hatano-Nelson chains. (b) PBC (thin solid curves) OBC (solid dots) and SIBC (shaded area) energy spectra for $t_1 = 0.75$, $\delta_a = 0.25$, $\delta_b = -0.15$, $t_0 = 0.05$ and $V = 0.8$. The two PBC Bloch bands form two closed loops which are travelled in opposite direction, leading to three possible values $0, \pm 1$ of the winding W in their interior. For any energy E in the shaded area ($W = -1$) there is one topological edge state at the left boundary of the lattice. (c) Diagram of the GBZ (solid dots). The thin dashed curve shows the unit circle as a reference. (d,e) Self-healing of the topological edge state with energy $E = 1 + 0.4i$. (d) Evolution of the normalized amplitudes $\sqrt{|\psi_n^{(a)}|^2 + |\psi_n^{(b)}|^2} / \sum_n \sqrt{|\psi_n^{(a)}|^2 + |\psi_n^{(b)}|^2}$, where $\psi_n^{(a)}$ and $\psi_n^{(b)}$ are the wave amplitudes at site n in the two chains a and b, respectively. (e) Temporal behavior of $\epsilon(t)$. The absorbing scattering potential is localized in the dotted rectangular region of the space-time plane.

skin edge states are truly normalizable eigenstates of the underlying Hamiltonian. Our results unravel a fascinating fundamental property of recently-discovered topological skin modes, extend the idea of self-healing waves beyond the diffraction-free paradigm of Hermitian physics, and could be thus of potential relevance in different areas of physics and for future applications of self-healing NH waves.

The author acknowledges the Spanish State Research Agency, through the Severo Ochoa and Maria de Maeztu Program for Centers and Units of Excellence in R&D (Grant No. MDM-2017-0711).

- * stefano.longhi@polimi.it
- [1] Z. Bouchal, J. Wagner and M. Chlup, Self-reconstruction of a distorted nondiffracting beam, *Opt. Commun.* **151**, 207 (1998).
 - [2] D. McGloin and K. Dholakia, Bessel beams: Diffraction in a new light, *Contemp. Phys.* **46**, 15 (2005).
 - [3] J. Broky, G.A. Siviloglou, A. Dogariu, and D.N. Christodoulides, Self-healing properties of optical Airy beams, *Opt. Express* **16**, 12880 (2008).
 - [4] J. Durnin, J. J. Miceli, Jr., and J. H. Eberly, Diffraction-free beams, *Phys. Rev. Lett.* **58**, 1499 (1987).
 - [5] M.V. Berry and N. L. Balazs, Nonspreading wave packets, *Am. J. Phys.* **47**, 264 (1979).
 - [6] G. A. Siviloglou, J. Broky, A. Dogariu, and D. N. Christodoulides, Observation of Accelerating Airy Beams, *Phys. Rev. Lett.* **99**, 213901 (2007).
 - [7] T. Ellenbogen, N. Voloch-Bloch, G.-P. Ayelet, and A. Arie, Nonlinear generation and manipulation of Airy beams, *Nat. Photon.* **3**, 395 (2009).
 - [8] J. Lin, J. Dellinger, P. Genevet, B. Cluzel, F. de Fornel, and F. Capasso, Cosine-Gauss Plasmon Beam: A Localized Long-Range Nondiffracting Surface Wave, *Phys. Rev. Lett.* **109**, 093904 (2012).
 - [9] R. Wang, Y. Wang, D. Zhang, G. Si, L. Zhu, L. Du, S. Kou, R. Badugu, M. Rosenfeld, J. Lin, P. Wang, H Ming, X. Yuan, and J.R. Lakowicz, Diffraction-Free Bloch Surface Waves, *ACS Nano* **11**, 5383 (2017).
 - [10] M.S. Kim, A. Vetter, C. Rockstuhl, B.V. Lahijani, M. Häyriinen, M. Kuittinen, M. Roussey, and H.P. Herzig, Multiple self-healing Bloch surface wave beams generated by a two-dimensional fraxicon, *Commun Phys* **1**, 63 (2018).
 - [11] P. Zhang, T. Li, J. Zhu, X. Zhu, S. Yang, Y. Wang, X. Yin, and X. Zhang, Generation of acoustic self-bending and bottle beams by phase engineering, *Nat. Commun.* **5**, 4316 (2014).
 - [12] S. Fu, Y. Tsur, J. Zhou, L. Shemer, and A. Arie, Propagation dynamics of Airy water-wave pulses, *Phys. Rev. Lett.* **115**, 034501 (2015).
 - [13] Z. Lin, X. Guo, J. Tu, Q. Ma, J. Wu, and D. Zhang, Acoustic non-diffracting Airy beam, *J. Appl. Phys.* **117**, 104503 (2015).
 - [14] G. Antonacci, D. Caprini, and G. Ruocco, Demonstration of self-healing and scattering resilience of acoustic Bessel beams, *Appl. Phys. Lett.* **114**, 013502 (2019).
 - [15] N. Voloch-Bloch, Y. Lereah, Y. Lilach, A. Gover, and A. Arie, Generation of electron Airy beams, *Nature* **494**, 331 (2013).
 - [16] V. Grillo, E. Karimi, G.C. Gazzadi, S. Frabboni, M.R. Dennis, and R.W. Boyd, Generation of Nondiffracting Electron Bessel Beams, *Phys. Rev. X* **4**, 011013 (2014).
 - [17] F. O. Fahrbach, P. Simon, and A. Rohrbach, Microscopy with self-reconstructing beams, *Nat. Photonics* **4**, 780 (2010).
 - [18] T. A. Planchon, L. Gao, D. E. Milkie, M. W. Davidson, J.A. Galbraith, C.G Galbraith, and E. Betzig, Rapid three-dimensional isotropic imaging of living cells using Bessel beam plane illumination, *Nat. Methods* **8**, 417 (2011).
 - [19] S. Jia, J. C. Vaughan, and X. Zhuang, Isotropic three-dimensional super-resolution imaging with a self-bending point spread function, *Nat. Photonics* **8**, 302 (2014).
 - [20] M. Duocastella and C. B. Arnold, Bessel and annular beams for materials processing , *Laser Photonics Rev.* **15**, 607 (2012)
 - [21] V. Garces-Chavez, D. McGloin, H. Melville, W. Sibbett, and K. Dholakia, Simultaneous micromanipulation in multiple planes using a self-reconstructing light beam, *Nature* **419**, 145 (2002).
 - [22] J. Baumgartl, M. Mazilu, and K. Dholakia, Optically mediated particle clearing using Airy wavepackets, *Nat. Photonics* **2**, 675 (2008).
 - [23] M. McLaren, T. Mhlanga, M.J. Padgett, F.S. Roux, and A. Forbes, Self-healing of quantum entanglement after an obstruction, *Nat. Commun.* **5**, 3248 (2014).
 - [24] Y. Ashida, Z. Gong, and M. Ueda, Non-Hermitian Physics, *Advances in Physics* **69**, 3 (2020).
 - [25] T. E. Lee, Anomalous Edge State in a Non-Hermitian Lattice, *Phys. Rev. Lett.* **116**, 133903 (2016).
 - [26] D. Leykam, K. Y. Bliokh, C. Huang, Y. D. Chong, and F. Nori, Edge Modes, Degeneracies, and Topological Numbers in Non-Hermitian Systems, *Phys. Rev. Lett.* **118**, 040401 (2017).
 - [27] Z. Gong, Y. Ashida, K. Kawabata, K. Takasan, S. Higashikawa, and M. Ueda, Topological Phases of Non-Hermitian Systems, *Phys. Rev. X* **8**, 031079 (2018).
 - [28] H. Shen, B. Zhen, and L. Fu, Topological Band Theory for Non-Hermitian Hamiltonians, *Phys. Rev. Lett.* **120**, 146402 (2018).
 - [29] F.K. Kunst, E. Edvardsson, J.C. Budich, and E.J. Bergholtz, Biorthogonal Bulk-Boundary Correspondence in Non-Hermitian Systems, *Phys. Rev. Lett.* **121**, 026808 (2018).
 - [30] S. Yao and Z. Wang, Edge States and Topological Invariants of Non-Hermitian Systems, *Phys. Rev. Lett.* **121**, 086803 (2018).
 - [31] V. M. Martinez Alvarez, J. E. Barrios Vargas, and L. E. F. Foa Torres, Non-Hermitian robust edge states in one dimension: Anomalous localization and eigenspace condensation at exceptional points, *Phys. Rev. B* **97**, 121401(R) (2018).
 - [32] S. Yao, F. Song, and Z. Wang, Non-Hermitian Chern Bands, *Phys. Rev. Lett.* **121**, 136802 (2018).
 - [33] C.H. Lee and R. Thomale, Anatomy of skin modes and topology in non-Hermitian systems, *Phys. Rev. B* **99**, 201103(R) (2019).
 - [34] H. Zhou and J.Y. Lee, Periodic Table for Topological Bands with Non-Hermitian Bernard-LeClair Symmetries, *Phys. Rev. B* **99**, 235112 (2019).
 - [35] C.-H. Liu, H. Jiang, and S. Chen, Topological classification of non-Hermitian systems with reflection symmetry, *Phys. Rev. B* **99**, 125103 (2019).
 - [36] C. H. Lee, L. Li, and J. Gong, Hybrid Higher-Order Skin- Topological Modes in Non-reciprocal Systems, *Phys. Rev. Lett.* **123**, 016805 (2019).
 - [37] E. Edvardsson, F.K. Kunst, and E.J. Bergholtz, Non-Hermitian extensions of higher-order topological phases and their biorthogonal bulk-boundary correspondence, *Phys. Rev. B* **99**, 081302(R) (2019).
 - [38] F. Song, S. Yao, and Z. Wang, Non-Hermitian Topological Invariants in Real Space, *Phys. Rev. Lett.* **123**, 246801 (2019).
 - [39] F. Song, S. Yao, and Z. Wang, Non-Hermitian skin effect and chiral damping in open quantum systems, *Phys.*

- Rev. Lett. **123**, 170401 (2019).
- [40] K. Yokomizo and S. Murakami, Non-Bloch Band Theory for Non-Hermitian Systems, Phys. Rev. Lett. **123**, 066404 (2019).
- [41] K. L. Zhang, H. C. Wu, L. Jin, and Z. Song, Topological phase transition independent of system non-Hermiticity, Phys. Rev. B **100**, 045141 (2019).
- [42] L. Jin and Z. Song, Bulk-Boundary Correspondence in Non-Hermitian Systems in one dimension with chiral inversion symmetry, Phys. Rev. B **99**, 081103(R) (2019).
- [43] T. Liu, Y.-R. Zhang, Q. Ai, Z. Gong, K. Kawabata, M. Ueda, and F. Nori, Second-order topological phases in non-Hermitian systems, Phys. Rev. Lett. **122**, 076801 (2019).
- [44] A. Ghatak and T. Das, New topological invariants in non-Hermitian systems, J. Phys.: Condens. Matter **31**, 263001 (2019).
- [45] K. Kawabata, K. Shiozaki, M. Ueda, and M. Sato, Symmetry and Topology in Non-Hermitian Physics, Phys. Rev. X **9**, 041015 (2019).
- [46] L. Herviou, J.H. Bardarson, and N. Regnault, Defining a bulk-edge correspondence for non-Hermitian Hamiltonians via singular-value decomposition, Phys. Rev. A **99**, 052118 (2019).
- [47] S. Longhi, Probing non-Hermitian skin effect and non-Bloch phase transitions, Phys. Rev. Research **1**, 023013 (2019).
- [48] D.S. Borgnia, A.J. Kruchkov, and R.-J. Slager, Non-Hermitian Boundary Modes and Topology, Phys. Rev. Lett. **124**, 056802 (2020).
- [49] S. Longhi, Non-Bloch PT symmetry breaking in non-Hermitian photonic quantum walks, Opt. Lett. **44**, 5804 (2019).
- [50] F.K. Kunst and V. Dwivedi, Non-Hermitian systems and topology: A transfer matrix perspective, Phys. Rev. B **99**, 245116 (2019).
- [51] K.-I. Imura and Y. Takane, Generalized bulk-edge correspondence for non-Hermitian topological systems, Phys. Rev. B **100**, 165430 (2019).
- [52] N. Okuma and M. Sato, Topological Phase Transition Driven by Infinitesimal Instability: Majorana Fermions in Non-Hermitian Spintronics, Phys. Rev. Lett. **123**, 097701 (2019).
- [53] J. Y. Lee, J. Ahn, H. Zhou, and A. Vishwanath, Topological Correspondence between Hermitian and Non-Hermitian Systems: Anomalous Dynamics, Phys. Rev. Lett. **123**, 206404 (2019).
- [54] S. Longhi, Topological phase transition in non-Hermitian quasicrystals, Phys. Rev. Lett. **122**, 237601 (2019).
- [55] N. Okuma, K. Kawabata, K. Shiozaki, and M. Sato, Topological Origin of Non-Hermitian Skin Effects, Phys. Rev. Lett. **124**, 086801 (2020).
- [56] X. Zhang and J. Gong, Non-Hermitian Floquet topological phases: Exceptional points, coalescent edge modes, and the skin effect, Phys. Rev. B **101**, 045415 (2020).
- [57] K. Kawabata, N. Okuma, and M. Sato, Non-Bloch band theory of non-Hermitian Hamiltonians in the symplectic class, Phys. Rev. B **101**, 195147 (2020).
- [58] S. Longhi, Non-Bloch-Band Collapse and Chiral Zener Tunneling, Phys. Rev. Lett. **124**, 066602 (2020).
- [59] Z. Yang, K. Zhang, C. Fang, and J. Hu, Non-Hermitian Bulk-Boundary Correspondence and Auxiliary Generalized Brillouin Zone Theory, Phys. Rev. Lett. **125**, 226402 (2020).
- [60] K. Zhang, Z. Yang, and C. Fang, Correspondence between winding numbers and skin modes in non-hermitian systems, Phys. Rev. Lett. **125**, 126402 (2020).
- [61] Y. Yi and Z. Yang, Non-Hermitian Skin Modes Induced by On-Site Dissipations and Chiral Tunneling Effect, Phys. Rev. Lett. **125**, 186802 (2020).
- [62] N. Matsumoto, K. Kawabata, Y. Ashida, S. Furukawa, and M. Ueda, Continuous Phase Transition without Gap Closing in Non-Hermitian Quantum Many-Body Systems, Phys. Rev. Lett. **125**, 260601 (2020).
- [63] C.H. Lee and S. Longhi, Ultrafast and anharmonic Rabi oscillations between non-Bloch bands, Commun. Phys. **3**, 147 (2020).
- [64] L. Li, Ching H. Lee, S. Mu, and J. Gong, Critical non-Hermitian Skin Effect, Nature Commun. **11**, 5491 (2020).
- [65] K. Kawabata, M. Sato, and K. Shiozaki, Higher-order non-Hermitian skin effect, Phys. Rev. B **102**, 205118 (2020).
- [66] Y. Fu and S. Wan, Non-Hermitian Second-Order Skin and Topological Modes, Phys. Rev. B **102**, 241202(R) (2020).
- [67] R. Okugawa, R. Takahashi, and K. Yokomizo, Second-order topological non-Hermitian skin effects, Phys. Rev. B **102**, 241202 (2020).
- [68] S. Longhi, Unraveling the non-Hermitian skin effect in dissipative systems, Phys. Rev. B **102**, 201103 (2020).
- [69] C.-H. Liu, K. Zhang, Z. Yang, and S. Chen, Helical damping and dynamical critical skin effect in open quantum systems, Phys. Rev. Research **2**, 043167 (2020).
- [70] E. Edvardsson, F.K. Kunst, T. Yoshida, and E.J. Bergholtz, Phase transitions and generalized biorthogonal polarization in non-Hermitian systems, Phys. Rev. Res. **2**, 043046 (2020).
- [71] P. Gao, M. Willatzen, and J. Christensen, Anomalous Topological Edge States in Non-Hermitian Piezophononic Media, Phys. Rev. Lett. **125**, 206402 (2020).
- [72] L. Xiao, T. Deng, K. Wang, G. Zhu, Z. Wang, W. Yi, and P. Xue, Observation of non-Hermitian bulk-boundary correspondence in quantum dynamics, Nature Phys. **16**, 761 (2020).
- [73] A. Ghatak, M. Brandenbourger, J. van Wezel, and C. Coullais, Observation of non-Hermitian topology and its bulk-edge correspondence, Proc Nat. Acad. Sci. **117**, 29561 (2020).
- [74] T. Helbig, T. Hofmann, S. Imhof, M. Abdelghany, T. Kiessling, L.W. Molenkamp, C. H. Lee, A. Szameit, M. Greiter, and R. Thomale, Generalized bulk-boundary correspondence in non-Hermitian topoelectrical circuits, Nature Phys. **16**, 747 (2020).
- [75] T. Hofmann, T. Helbig, F. Schindler, N. Salgo, M. Brzezinska, M. Greiter, T. Kiessling, D. Wolf, A. Vollhardt, A. Kabai, C.H. Lee, A. Bilusic, R. Thomale, and T. Neupert, Reciprocal skin effect and its realization in a topoelectrical circuit, Phys. Rev. Research **2**, 023265 (2020).
- [76] S. Weidemann, M. Kremer, T. Helbig, T. Hofmann, A. Stegmaier, M. Greiter, R. Thomale, and A. Szameit, Topological funneling of light, Science **368**, 311 (2020).
- [77] Y. Song, W. Liu, L. Zheng, Y. Zhang, B. Wang, and P. Lu, Two-dimensional non-Hermitian Skin Effect in a Synthetic Photonic Lattice, Phys. Rev. Applied **14**,

- 064076 (2020).
- [78] L. E. F. Foa Torres, Perspective on topological states of non-Hermitian lattices, *J. Phys.: Materials* **3**, 014002 (2020).
- [79] E.J. Bergholtz, J.C. Budich, and F.K. Kunst, Exceptional Topology in non-Hermitian Systems, *Rev. Mod. Phys.* **93**, 015005 (2021).
- [80] H. Hu and E. Zhao, Knots and Non-Hermitian Bloch Bands, *Phys. Rev. Lett.* **126**, 010401 (2021).
- [81] K. Yokomizo and S. Murakami, Non-Bloch band theory in bosonic Bogoliubov-de Gennes systems, *Phys. Rev. B* **103**, 165123 (2021).
- [82] N. Okuma and M. Sato, Quantum anomaly, non-Hermitian skin effects, and entanglement entropy in open systems, *Phys. Rev. B* **103**, 085428 (2021).
- [83] H.-G. Zirnstein, G. Refael, and B. Rosenow, Bulk-Boundary Correspondence for Non-Hermitian Hamiltonians via Green Functions, *Phys. Rev. Lett.* **126**, 216407 (2021).
- [84] T. Haga, M. Nakagawa, R. Hamazaki, and M. Ueda, Liouvillian Skin Effect: Slowing Down of Relaxation Processes without Gap Closing, *Phys. Rev. Lett.* **127**, 070402 (2021).
- [85] J. Claes and T.L. Hughes, Skin effect and winding number in disordered non-Hermitian systems, *Phys. Rev. B* **103**, L140201 (2021).
- [86] K. Wang, A. Dutt, K. Y. Yang, C.C. Wojcik, J. Vuckovic, and S. Fan, Generating arbitrary topological windings of a non-Hermitian band, *Science* **371**, 1240 (2021).
- [87] R. Okugawa, R. Takahashi, and K. Yokomizo, Non-Hermitian band topology with generalized inversion symmetry, *Phys. Rev. B* **103**, 205205 (2021).
- [88] Z. Lin, L. Ding, S. Ke, and X. Li, Steering non-Hermitian skin modes by synthetic gauge fields in optical ring resonators, *Opt. Lett.* **46**, 3512 (2021).
- [89] S. Longhi, Non-Hermitian topological phase transitions in superlattices and the optical Dirac equation, *Opt. Lett.* **46**, 4470 (2021).
- [90] N. Okuma and M. Sato, Non-Hermitian Skin Effects in Hermitian Correlated or Disordered Systems: Quantities Sensitive or Insensitive to Boundary Effects and Pseudo-Quantum-Number, *Phys. Rev. Lett.* **126**, 176601 (2021).
- [91] C.-X. Guo, C.-H. Liu, X.-M. Zhao, Y. Liu, and S. Chen, Exact Solution of Non-Hermitian Systems with Generalized Boundary Conditions: Size-Dependent Boundary Effect and Fragility of the Skin Effect, *Phys. Rev. Lett.* **127**, 116801 (2021).
- [92] K. Yokomizo and S. Murakami, Scaling rule for the critical non-Hermitian skin effect, *Phys. Rev. B* **104**, 165117 (2021).
- [93] S. Longhi, Non-Hermitian skin effect beyond the tight-binding models, *Phys. Rev. B* **104**, 125109 (2021).
- [94] K. Wang, A. Dutt, C.C. Wojcik, and S. Fan, Topological complex-energy braiding of non-Hermitian bands, *Nature* **598**, 59 (2021).
- [95] K. Wang, T. Li, L. Xiao, Y. Han, W. Yi, and P. Xue, Detecting non-Bloch topological invariants in quantum dynamics, *Phys. Rev. Lett.* **127**, 270602 (2021) (2021).
- [96] K. Zhang, Z. Yang, and C. Fang, Universal non-Hermitian skin effect in two and higher dimensions, *arXiv:2102.05059* (2021).
- [97] D. Wu, J. Xie, Y. Zhou, and J. An, Connections between the Open-boundary Spectrum and Generalized Brillouin Zone in Non-Hermitian Systems, *arXiv:2110.09259* (2021).
- [98] W.-T. Xue, Y.-M. Hu, F. Song, and Z. Wang, Edge Burst in Non-Hermitian Quantum Walk, *arXiv:2109.14628* (2021).
- [99] S. Weidemann, M. Kremer, S. Longhi, and A. Szameit, Topological triple phase transition in non-Hermitian Floquet quasicrystals, *Nature* **601**, 354 (2022).
- [100] Q. Lin, T. Li, L. Xiao, K. Wang, W. Yi, and P. Xue, Simulating non-Hermitian quasicrystals with single-photon quantum walks, *arXiv:2112.15024v1* (2022).
- [101] P. Zhang, Y. Hu, T. Li, D. Cannan, X. Yin, R. Morandotti, Z. Chen, and X. Zhang, Nonparaxial Mathieu and Weber Accelerating Beams, *Phys. Rev. Lett.* **109**, 193901 (2012).
- [102] C. Yuce and Z. Turker, Self-acceleration in non-Hermitian systems, *Phys. Lett. A* **381**, 2235 (2017).
- [103] See the Supplemental Material for (i) a brief review on energy spectra and GBZ in NH lattices, (ii) technical details on the proof of the theorem stated in the main text, (iii) further examples of self-healing of topological skin modes, and (iv) a method to generate skin edge states.
- [104] A. Calderon, F. Spitzer, and H. Widom, Inversion of Toeplitz matrices, *Illinois J. Math.* **3**, 490 (1959).
- [105] P. Schmidt and F. Spitzer, The Toeplitz matrices of an arbitrary Laurent polynomial, *Math. Scand.* **8**, 15 (1960).
- [106] I.I. Hirschman, The spectra of certain Toeplitz matrices, *Illinois J. Math.* **11**, 145 (1967).
- [107] A. Böttcher and S. M. Grudsky, *Spectral Properties of Banded Toeplitz Matrices* (SIAM, Philadelphia, 2005).
- [108] A. Iserles, How large is the exponential of a banded matrix?, *New Zealand J. Math.* **29**, 177 (2000).
- [109] S. Longhi, Selective and tunable excitation of topological non-Hermitian skin modes, *arXiv:2112.04988* (2021).
- [110] N. Hatano and D.R. Nelson, Localization Transitions in Non-Hermitian Quantum Mechanics, *Phys. Rev. Lett.* **77**, 570 (1996).