

# Energy Harvesting and Wireless Transfer in Sensor Network Applications: Concepts and Experiences

NAVEED ANWAR BHATTI, Politecnico di Milano, Italy

MUHAMMAD HAMAD ALIZAI, Department of Computer Science, LUMS, Lahore, Pakistan

AFFAN A. SYED, National University of Computer and Emerging Sciences, Islamabad, Pakistan

LUCA MOTTOLA, Politecnico di Milano, Italy and SICS Swedish ICT

Advances in micro-electronics and miniaturized mechanical systems are redefining the scope and extent of the energy constraints found in battery-operated wireless sensor networks (WSNs). On one hand, ambient *energy harvesting* may prolong the systems' lifetime, or possibly enable perpetual operation. On the other hand, *wireless energy transfer* allows systems to decouple the energy sources from the sensing locations, enabling deployments previously unfeasible. As a result of applying these technologies to WSNs, the assumption of a finite energy budget is replaced with that of potentially *infinite*, yet *intermittent* energy supply, profoundly impacting the design, implementation, and operation of WSNs. This article discusses these aspects by surveying paradigmatic examples of existing solutions in both fields, and by reporting on real-world experiences found in the literature. The discussion is instrumental to providing a foundation for selecting the most appropriate energy harvesting or wireless transfer technology based on the application at hand. We conclude by outlining research directions originating from the fundamental change of perspective that energy harvesting and wireless transfer bring about.

CCS Concepts: • **Computer systems organization** → *Sensor networks; Embedded hardware;*

Additional Key Words and Phrases: Wireless energy transfer, energy harvesting

## ACM Reference Format:

Naveed Anwar Bhatti, Muhammad Hamad Alizai, Affan Syed and Luca Mottola, 2016. Energy Harvesting and Wireless Transfer in Sensor Network Applications: Concepts and Experiences *ACM Trans. Embedd. Comput. Syst.* V, N, Article xxxx (April xxxx), 40 pages.

DOI: <http://dx.doi.org/10.1145/0000000.0000000>

## 1. INTRODUCTION

Wireless sensor networks (WSNs) have become a viable tool to gather information from the environment and to act on it non-invasively. Typical deployments employ battery-powered nodes. As a result, a whole body of work appeared to provide staple networking functionality within limited energy budgets. Simultaneously, as the form factor of WSN nodes shrunk, the battery size had to reduce as a consequence. Notwithstanding recent developments in battery fabrication, this resulted in increasingly smaller amounts of available energy.

**Energy harvesting and wireless transfer.** To counteract this trend, recent advances in micro-electronics and miniaturized mechanical systems are finding their way in WSNs along two lines. On one hand, technologies to *harvest energy* from the ambient may integrate with WSNs to prolong the system's lifetime, or to enable perpetual operation whenever possible. A variety of techniques appeared that apply to, for example, light, vibrations, and thermal phenomena, while matching the constraints of

---

Permission to make digital or hard copies of all or part of this work for personal or classroom use is granted without fee provided that copies are not made or distributed for profit or commercial advantage and that copies bear this notice and the full citation on the first page. Copyrights for components of this work owned by others than ACM must be honored. Abstracting with credit is permitted. To copy otherwise, or republish, to post on servers or to redistribute to lists, requires prior specific permission and/or a fee. Request permissions from [permissions@acm.org](mailto:permissions@acm.org).

© xxxx ACM. 1539-9087/xxxx/04-ARTxxxx \$15.00

DOI: <http://dx.doi.org/10.1145/0000000.0000000>

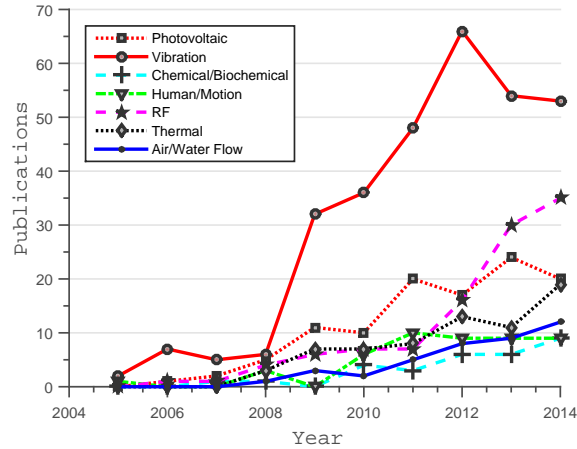


Fig. 1. Number of journal articles published by ACM, IEEE, or Elsevier in the last decade revolving around micro-level energy harvesting.

common WSN nodes. These technologies are naturally attractive wherever replacing batteries is unfeasible or impractical, as in biomedical implants [Chou et al. 2010].

The applicability of energy harvesting remains a function of the deployment environment. Depending on its characteristics, suitable sources of ambient energy may simply not be at disposal. Several scenarios also bear constraints on node locations that render the benefits of energy harvesting not able to pay back the additional complexity and costs. For example, WSN nodes equipped with light sensors are employed to realize adaptive lighting in road tunnels [Ceriotti et al. 2011]. Potential sources of ambient energy are lacking in this environment, thus the opportunities for energy harvesting are minimal. However, the nodes cannot be re-arranged in space to favor energy harvesting, as their locations are dictated by application requirements.

The issues above mainly stem from the coupling between the location of energy harvesting and where sensing needs to occur. *Wireless energy transfer* (WET)—that is, the ability to move energy across space—can break such coupling, allowing WSN designers to exploit abundant energy sources available at places other than the locations of sensing. In addition, WET may distribute the available energy from energy-rich locations to energy-poor ones, improving the overall energy balance. Several techniques recently appeared that enable WET in WSN applications as well, such as laser [Bhatti et al. 2014], power LEDs [Liu et al. 2013a], or radio transmissions [Buettner et al. 2008; PowerCast 2009]. Notably, energy harvesting is an integral part of WET, as the latter occurs by intentionally spreading energy in the ambient, which is gained back at the receivers' end using harvesting techniques.

Energy harvesting and wireless transfer fundamentally redefine the traditional design assumptions in battery-operated WSNs: from considering a *finite* energy budget to relying on an *infinite*, yet *intermittent* energy supply. This change of perspective spurred a plethora of research works. As an example, Figure 1 depicts the number of articles published in the last decade in ACM, IEEE, and Elsevier journals dealing with micro-level energy harvesting, that is, the kind most directly applicable to WSNs. The figure accounts only for the lowest-level enabling technology and does not include, for

example, works about network protocols in energy harvesting scenarios. The overall trend is markedly *increasing*<sup>1</sup>.

**Prior literature.** Because of the growing interest, a few surveys about energy harvesting and wireless transfer recently appeared. These may be broadly classified in three categories.

A few works mainly focus on integrating energy harvesting into the *node* design; for example, by discussing different energy storage solutions possibly coupled with WSN nodes [Sudevalayam and Kulkarni 2011; Kausar et al. 2015]. However, low-power embedded technology is quickly evolving, and *both* complete  $\mu$ W-level platforms [Kuo et al. 2014] and 32-bit MCUs with standby currents of a few hundred  $n$ A [Ko et al. 2012] are appearing. Thus, the state of affairs is in a situation of rapid change.

Other works discuss similar aspects for WET, and yet without explicitly linking it with energy harvesting. For example, Akhtar and Rehmani [2015] investigate the use of super capacitors as opposed to rechargeable batteries, whereas Xie et al. [2013] describe a history of WET together with considerations on how to leverage the omnidirectionality of electromagnetic radiations to power WSNs. Similar to the above, these considerations are likely to be a function of currently available embedded hardware, which is quickly evolving.

Special attention is devoted to WET through radio-frequency (RF) transmissions. Visser and Vullers [2013] study the feasibility of RF-based WET, as well as the hardware design and dimensioning of systems to match exposure limits in specific application scenarios, such as smart buildings. Bi et al. [2015] as well as Lu et al. [2015] specifically report on systems based on the “harvest-then-transmit” paradigm, employed by RFID-scale devices to operate in a battery-less fashion. The authors discuss circuit models, signal processing techniques, and network architectures, reaching into systems that combine energy and data transfer in the same waveform.

**Contribution and road-map.** In contrast to prior literature, we aim at providing an in-depth, yet intuitive understanding of the *phenomena* enabling energy harvesting and wireless transfer. Further, unlike works that only focus on one or a few technologies [Visser and Vullers 2013; Bi et al. 2015; Lu et al. 2015], our goal is to comprehensively cover *multiple technologies*. This allows us to elicit the relations and complementary aspects of energy harvesting and WET, while creating a foundation to analyze the trade-offs of different technologies and compare them against each other. Our investigation is instrumental to the selection of the most appropriate solution based on *application* requirements. Confronted to trends in embedded hardware, the relation of energy harvesting and wireless transfer to an application’s traits is likely far less volatile. We therefore expect our analysis to enjoy long-term validity.

In this article we limit ourselves to the lowest-level technology that enables energy harvesting or WET. Other works that are not specific to a given energy harvesting or WET solution, such as network protocols for rechargeable WSNs or scheduling algorithms for mobile recharging stations, are often generally applicable regardless of the energy provisioning technology. We also intentionally only focus on solutions possibly applicable in low-power WSNs of resource-constrained devices, as they represent a significant domain with well-defined requirements. Energy harvesting and wireless

<sup>1</sup>Figure 1, which is only taken as an example of the trends at stake, solely considers journals as they constitute a well-defined (sub)set of publication venues. This is certainly not comprehensive, but representative of the growing interest in the topic. Accurately identifying relevant papers at other venues, such as conferences, would likely be more difficult and arguably lead to similar considerations. We obtain the statistics by searching through the ACM Digital Library, IEEEExplore, and Elsevier’s Scencedirect based on subject categories and relevant keywords. The complete list of papers used to obtain the statistics in Figure 1 is available at <http://goo.gl/9FzIve>.

Table I. Structure of the article.

Subject	Topic	Section
<b>Energy harvesting</b>	Overview and desirable properties	2
	Kinetic sources	3
	Radiant sources	4
	Thermal sources	5
	Biochemical and chemical sources	6
	Discussion	7
<b>Wireless energy transfer</b>	Overview and desirable properties	8
	Mechanical waves	9
	Magnetic fields	10
	Electromagnetic radiations	11
	Discussion	12
<b>Overarching considerations</b>	Mapping WSN environments	13
	Research agenda	14

transfer are applicable to other sensing platforms as well, such as personal mobile devices. These, however, exhibit different requirements compared to WSNs, and would require a markedly different conceptual framework.

Notwithstanding the specific scope of our work, the subject matter is vast. As a result, the article is broadly structured in three parts, as illustrated in Table I:

- (1) **Energy harvesting:** Section 2 introduces energy harvesting by explaining the fundamental distinction between energy source and corresponding extraction technique, by illustrating the desirable properties that harvesting solutions must present to be employed in WSN applications, and by introducing a classification of existing solutions to guide the reader. Sections 3 through 6 focus on the individual energy harvesting solutions by illustrating the energy sources, their extraction techniques, and reported experiences of applying them to WSNs. Section 3 discusses kinetic energy sources, that is, the energy of motion, and ways to convert it into electrical energy. Section 4 illustrates radiant energy sources, which is the energy carried by electromagnetic radiations when they disperse. Energy sources due to thermodynamic gradients are described in Section 5, whereas Section 6 discusses the emerging forms of energy harvesting from biological or chemical sources. Section 7 wraps up the discussion by providing a summarizing view on the application of energy harvesting in WSNs; in particular, Table III compares the different solutions along the desirable properties previously illustrated.
- (2) **Wireless energy transfer:** Section 8 introduces WET by eliciting the underlying relation to energy harvesting, and by discussing desirable properties that WET techniques should present to be fruitfully employed in WSN applications. The individual WET techniques are illustrated in Sections 9 to 11 by focusing on the different transfer mechanisms and by reporting on real-world experiences. Section 9 illustrates the use of mechanical waves, and especially of acoustic ones, to transport energy through the oscillation of matter, that is, in the form of kinetic energy. Magnetic fields, which may serve for WET by means of inductive coupling or inductive resonant coupling, are discussed in Section 10. The use of electromagnetic waves such as visible light, microwaves, and RF transmissions to transfer energy over space is described in Section 11. Section 12 concludes the treatment by offering a high-level view on the use of WET in WSN applications; in particular, Table V confronts different solutions along the properties introduced earlier.
- (3) **Overarching considerations:** Section 13 maps existing energy harvesting and wireless transfer solutions back to the characteristics of the target deployments,

distilling a set of general guidelines to gauge the most appropriate technology. Section 14 describes open problems generated by the change of perspective brought by energy harvesting and wireless transfer, illustrating avenues for future research in areas as diverse as hardware design and environment models.

We end the article in Section 15 with brief concluding remarks.

## 2. ENERGY HARVESTING: OVERVIEW AND DESIRABLE PROPERTIES

Research in WSNs mainly concentrated on realizing advanced functionality within finite energy budgets, dictated by the battery capacities. Because of this, existing works mainly focus on finding optimal lifetime-performance trade-offs at all layers of the stack. Harvesting energy from the ambient may potentially resolve this conflict, as already demonstrated in a number of concrete deployments [Sazonov et al. 2009; Vijayaraghavan and Rajamani 2010; Sardini and Serpelloni 2011].

To reason systematically upon energy harvesting solutions in WSN applications, we distinguish between the relevant *energy source* against the corresponding *extraction techniques*. The energy source indicates what environmental phenomena one may exploit to harvest energy. Examples are kinetic energy sources such as different forms of vibrations, and radiant energy sources such as solar or artificial light. Every source bears an intrinsic content of energy that may only partly be taken out, depending on the *extraction technique*. This is the specific technical solution to convert an environmental phenomena into electric energy. As a matter of fact, energy harvesting is indeed yet another form of energy conversion.

WSNs are a specific breed of networked system, with proper characteristics dictated by application requirements, hardware/software constraints, and deployment environments. When applied to WSN applications, energy harvesting solutions should present a set of desirable properties, discussed next. These properties equally apply to a large set of deployment environments:

- **EH1: high energy density.** Sources should bear an intrinsically high energy content; because of the limited efficiency of current extraction techniques, harvesting is useful only whenever the energy density of the source can compensate it.
- **EH2: high efficiency.** To justify the added system complexity, a certain extraction technique should be able to take out the highest possible fraction of the energy density offered by a given source.
- **EH3: small form factor.** The extraction technique should operate at micro-level and the harvesting device be realizable in small form factors, ideally at most on the scale of the WSN node, not to complicate the deployments.
- **EH4: high robustness.** The harvesting equipment should be sufficiently reliable and require limited maintenance, even if exposed to stressful environmental phenomena; ideally, it should not further constrain the WSN lifetime.
- **EH5: low cost.** The harvesting equipment should be attainable at low cost, not to significantly impact the system's total cost of ownership.

Besides examining harvesting solutions based on these properties, we also consider off-the-shelf *availability* as an attribute of a particular extraction technique. This is relevant for determining whether the corresponding device can be seamlessly interfaced with a WSN device and readily employed. Differently, the design of custom integration hardware is often a function of whether an extraction technique is approximated by a voltage or a current source. The former type of source provides constant voltage as long as the current drawn from the source is within the source's capabilities, and dually for the case of current sources. We analyze this aspect as well.

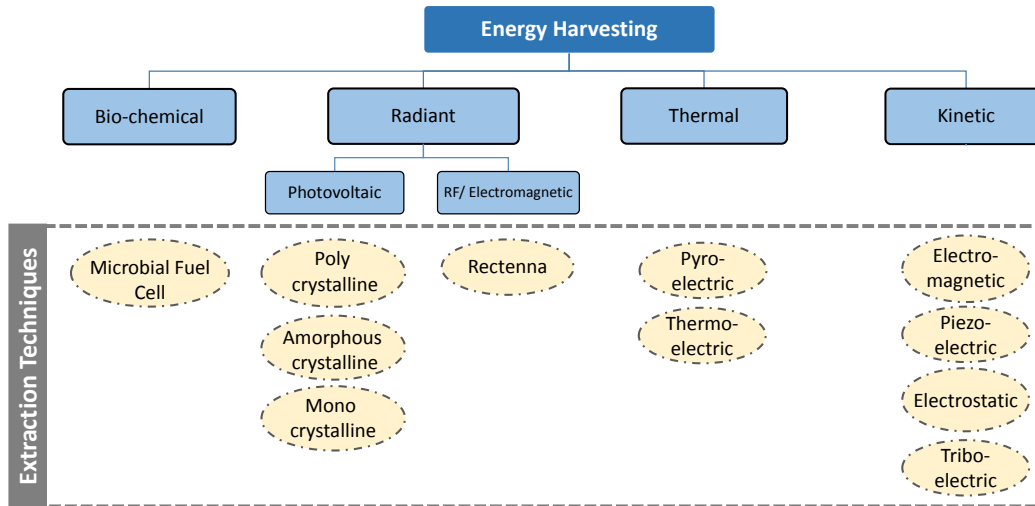


Fig. 2. Energy sources (rectangular blocks) and their extraction techniques (oval blocks).

In the following sections, we study the nature of energy sources, their corresponding extraction techniques, along with relevant real-world WSN experiences. Our description is driven by the energy source, as it largely represents a determining factor for employing energy harvesting as a function of application requirements. Throughout the discussion, we cast the different solutions in the conceptual framework of Figure 2, which helps relate energy sources with the corresponding extraction techniques.

### 3. ENERGY HARVESTING → KINETIC SOURCES

Kinetic energy is the energy of motion, and one of the most fundamental forces of nature. It is formally defined as the work needed to accelerate a body of a given mass from rest to a certain speed. The body gains the energy during its acceleration, and maintains this amount of energy unless its speed changes. The same amount of work is performed by the body when decelerating to a state of rest. Beyond the computing domain, leveraging kinetic energy to power various devices is an established practice. One example is that of self-winding watches, where the mainspring is wound automatically as a result of the natural motion of one's arm.

Kinetic energy may take numerous forms. In the following, we discuss popular forms of kinetic energy together with the corresponding, most commonly employed extraction techniques. These, however, should not be intended as mutually-exclusive categories. A given form of kinetic energy may, for example, easily transform into a different one. As a result, extraction techniques employed for one form of kinetic energy are sometimes applicable when kinetic energy manifests in different ways.

#### 3.1. Kinetic Energy as Vibrations

Vibrations from manufacturing machines, mechanical stress, and sound waves are popular sources of kinetic energy. Vibration energy is typically of high density (**EH1**) and devices based on extraction techniques, discussed in this section, are readily available off-the-shelf at fairly low costs (**EH5**). Moreover, these extraction techniques enjoy small form factors (**EH3**) together with useful harvesting efficiency (**EH2**). As a result, these solutions are extensively explored in the WSN literature, as shown in Figure 1.

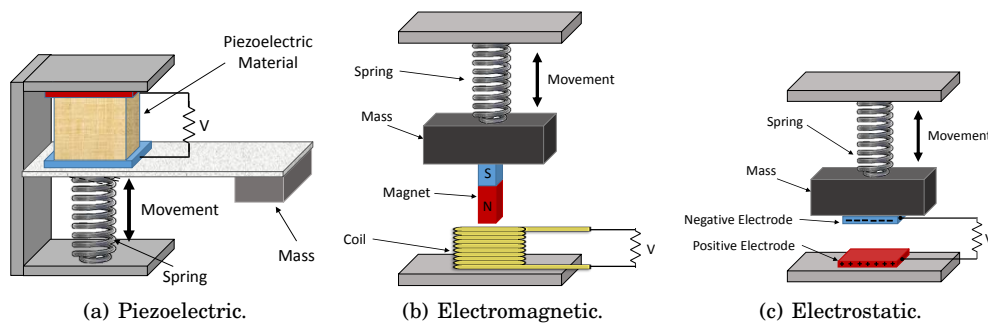


Fig. 3. Simplified models of different vibration energy harvesters.

Extraction techniques apt to these sources and applicable to WSNs are often based on *piezoelectric* [Mathna et al. 2008], *electromagnetic*, or *electrostatic* effects [de Queiroz 2013; Chye et al. 2010]. On a conceptual level, these solutions share the fundamental mechanism to convert vibrations into electric energy. Two sub-systems are involved: a *mass-spring* system and a *mechanical-to-electrical* converter. The mass-spring system transforms vibrations into motion between two elements relative to a single axis; the mechanical-to-electrical converter transforms the relative motion into electric energy by exploiting either of the three aforementioned effects.

**Piezoelectric effect.** Solutions exploiting this effect are based on a property of some crystals that generate an electric potential when they are twisted, distorted, or compressed [Poulin et al. 2004]. Whenever a piezoelectric material is put under some external force, it causes a deformation of the internal molecular structure that shifts positive and negative charge centers. This produces a macroscopic polarization of the material directly proportional to the applied force. The resulting potential difference across the material generates an alternating current (AC), which is then converted into direct current (DC); for example, using a full-bridge diode rectifier. Although a piezoelectric harvesting device naturally resembles a current source, it may also be leveraged as a voltage source [Kang 2012].

Although piezoelectric materials are not just used for harvesting energy from vibrations [Zhu et al. 2013; Paradiso and Feldmeier 2001], they are most often employed with a cantilever-like structure, shown in Figure 3(a). The cantilever acts as the mass-spring system. When the beam bends because of vibrations, it creates stress on the piezoelectric film, generating alternating current. The cantilever's resonant frequency is key in determining the efficiency, and can be adjusted by changing the mass at the end of the beam and the material. Due to their mode of operation, these systems not only capture periodic ambient vibrations, but also sudden or sporadic motion.

The choice of piezoelectric material greatly influences the harvesting efficiency (EH2). Several materials, both natural and artificial, exhibit a range of piezoelectric effects and are operational at micro-level, thus also helping achieve small form factors (EH3). One of the most commonly used materials for piezoelectric energy harvesting is Lead Zirconate Titanate (PZT), which is however brittle in nature and susceptible to cracks upon high stress. This may negatively impact the device robustness (EH4). Another commonly used material is Polyvinylidene Fluoride (PVDF), which is comparatively more flexible than PZT. Although PZT and PVDF are capable of generating high voltage, the output current is low due to their high impedance, thus limiting the harvesting efficiency.

**Electromagnetic and electrostatic effects.** The electromagnetic effect is ruled by Faraday's and Lenz's laws, stating that a change in the magnetic conditions of a coils

surroundings generates electromotive force. This causes voltage to be induced in the coil. To produce the change in the magnetic conditions around a coil, a magnet acts as the mass in a mass-spring system that produces movement parallel to the coils axis [Kulah and Najafi 2004; Mizuno and Chetwynd 2003], as in Figure 3(b). This is not the only means to exploit the electromagnetic effect. For example, DeBruin et al. [2013] develop a current sensor that leverages the changes in the magnetic field induced by an AC current line. This, in turn, induces an AC signal on the secondary coil, producing sufficient energy to power the sensor device.

In the case of mass-spring systems, besides the magnet's mass, its material and the coils characteristics concur to determine the efficiency (**EH2**) of the harvesting device. Most solutions use Neodymium Iron Boron (NdFeB) for the magnet, as it provides the highest magnetic field density (**EH1**). The number of turns and the material used for the coil help tune the resonant frequency according to the expected ambient vibrations. Although electromagnetic generators are more efficient than piezoelectric ones, their fabrication at micro level is difficult: the assembly is complex and care must be taken to align the magnet with the coil. These aspects negatively impact robustness (**EH4**).

Differently, electrostatic transducers produce electric energy due to the relative motion of two capacitor plates, as in Figure 3(c). When the ambient vibrations act on a variable capacitance structure, its capacitance starts oscillating between its maximum and minimum values. An increase in the capacitance decreases voltage and vice versa. If the voltage is constrained, charges start flowing towards a storage device, converting the vibration energy into an electrical one. Consequently, electrostatic energy harvesters are modeled as current sources [Torres and Rincon-Mora 2006]. The main benefit of electrostatic transducers over piezoelectric and electromagnetic ones is the small form factor (**EH3**), as they can be easily fused into a micro-fabrication process [Roundy et al. 2003b]. However, they require an initial charge for the capacitor.

**Reported experiences.** Vibrations generated by vehicles are often used as sources of kinetic energy. For example, Sazonov et al. [2009] employ electromagnetic-based transducers to run a structural health monitoring (SHM) system for bridges, generating up to 12.5 mW through vibrations due to vehicular traffic. Similarly, Vijayaraghavan and Rajamani [2010] implement a traffic-flow monitoring system through a self-sustained WSN that uses vibrations generated by passing vehicles.

Vibrations from vehicles may also power on-board sensors. Tolentino and Talampas [2012] design a self-powered vehicular tracking system that uses vehicle vibrations to generate energy through piezoelectric harvesters. Lohndorf et al. [2007] evaluate the possibility of a self-sustained tire pressure monitoring system by harvesting vibrations through electrostatic harvesters. To ensure the safety of industrial machinery in trailer trucks, Dondi et al. [2012] design a WSN of accelerometers and magnetometers using piezoelectric energy harvesters, powering the nodes from trailer-induced vibrations.

In other settings, Roundy et al. [2003b] experimentally verify that vibrations generated from a small microwave oven suffice to run a WSN node. They also empirically show that vibrations from various appliances, such as cloth dryers and blender casings, suffice to run small electronic equipment.

### 3.2. Kinetic Energy as Air or Water Flows

Wind mills and hydroelectric turbines are among the oldest known mechanisms to extract energy from air or water flows, respectively. Their operating principles are similar to those applied for vibrations. In most cases, some form of turbine converts a flow into a rotational movement. This movement subsequently drives an electromagnetic generator. These techniques are gaining popularity, as visible in Figure 1 from the recent increase of works about energy harvesting from air or water flows.





Fig. 4. Different forms of vertical air flow harvester.

The physical characteristics of the turbine—specifically the number and type of blades, and the axis of rotation—heavily influence the efficiency of the energy harvester. Whenever the air or fluid flows at high speeds, a few short and thin blades are more efficient, whereas at low speeds, numerous long and wide blades achieve better efficiency. Generators with vertical axis rotation, as shown in Figure 4, are popular as harvesting devices, because they do not need to be pointed accurately in the direction of the flow, as opposed to horizontal-axis devices. These often employ a tail rotor to adjust their orientation along the direction of flow.

At micro-level, energy harvesters for air or water flows use miniaturized versions of traditional spinning turbines. In addition, the devices often take advantage of drag forces causing vibrations of the device itself, through an additional piezoelectric or electromagnetic harvester [Zhu et al. 2013]. Despite the wide variety of turbines available in the market, the large form factor (**EH3**) due to turbine components, and the limited robustness (**EH4**) due to degradation that also induces high maintenance costs (**EH5**), limit their application to specific scenarios.

**Reported experiences.** Tan and Panda [2011] design a self-sustained forest fire monitoring system that uses micro wind turbines to harvest energy and to sense wind speed. To measure the latter, they use horizontal-axis turbines with a tail rotor for orienting the device along the direction of air flow. Similarly, Wu and Lee [2014] design a self-sustained forest fire monitoring system that solely runs on micro wind turbines, but uses a temperature sensor to trigger the fire alarm. Sardini and Serpelloni [2011] design an energy harvesting wireless sensor to monitor temperature and air velocity in a building's air ducts. Sensed data is then used to automatically control HVAC systems. In general, the use of air flows as sources of kinetic energy in indoor scenarios is increasingly popular [Park and Chou 2006; Xiang et al. 2013; Zhu et al. 2013].

Besides air flows, Chen et al. [2013] use a vertical-axis water turbine for powering WSN nodes in water pipes to monitor leakages and quality. Starner [1996] proposes the idea of energy harvesting from blood pressure, later realized by Deterre et al. [2014] by creating a self-sustained pacemaker. This device, even if not explicitly designed for networked sensing, demonstrates the feasibility of energy harvesting from flows at extremely small scales, which may be similarly applied in WSNs.

### 3.3. Kinetic Energy as Human or Animal Motion

As mentioned earlier, kinetic energy may easily transform from one form to another. This increases the general applicability of extraction techniques commonly employed for one form to a different form of kinetic energy. An illustrative example is that of kinetic energy from human motion. Extraction techniques employed for vibrations and described in Section 3.1—including those based on piezoelectric, electromagnetic, and electrostatic effects—are also applicable to harvest energy from human motion. For

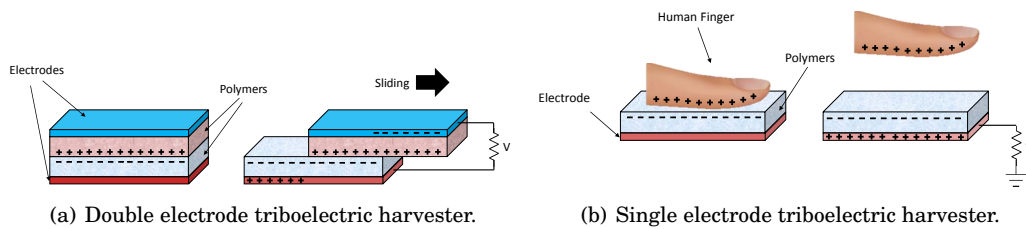


Fig. 5. Two modes of energy harvesting through the triboelectric effect.

example, Paradiso and Feldmeier [2001] design a system able to harvest energy from the push of a button through a piezoelectric material. The device then transmits a digital identifier wirelessly, which can be used to control other electronic equipment.

In addition, it is possible to harvest electric energy from movements such as foot-falls or fingers' motion through the *triboelectric* effect. This is one of the most natural phenomena, which occurs when different materials come into frictive contact with each other, becoming electrically charged. Rubbing glass with fur, or passing a comb through the hairs can, for example, yield triboelectricity. Various forms of energy harvesting using the *triboelectric* effect are possible. For example, Hou et al. [2013] show a triboelectric energy harvester embedded within a shoe able to power 30 light-emitting diodes. These devices are typically composed of two films of different polymers laid in a “sandwich” structure, as in Figure 5(a). The charge is generated by the rubbing of the two polymer films when they slide against each other, then captured by two electrodes.

To capture triboelectric energy generated by the touch of human skin, a single-electrode device is used, as in Figure 5(b). When a positively charged surface, such as a human finger, comes in contact with the polymer, it induces a negative charge on it. The overall circuit remains neutral as long as the two surfaces remain in contact, producing zero voltage on the load, as indicated on the left-hand side of Figure 5(b). However, as the positively charged surface moves away, as shown on the right-hand side of Figure 5(b), the polymer induces a positive charge on the electrode to compensate the overall charge. This makes the free electrons flow from the polymer towards the electrode, and then to ground producing output voltage on the load. Once the polymer comes back to the original state, the voltage drops back to zero.

The use of polymers in both these forms of triboelectric devices makes the structure flexible, improving robustness (EH4), and allows one to achieve small form factors (EH3). The latter feature, for example, facilitates the integration into wearable WSNs, where the skin rubbing against the harvesting device triggers the triboelectric effect. However, the scenarios where these technologies may be applied are vastly different, requiring significant customizations, as a solution is difficult to obtain off-the-shelf.

**Reported experiences.** Extracting energy from human motion is a natural choice in a number of scenarios, especially within the health-care domain. As an example, there exist implantable sensors able to harvest energy from muscular movements to transmit useful information about prosthetic implants [Silva et al. 2013; Almouahed et al. 2011]. Besides the aforementioned work by Paradiso and Feldmeier [2001], Frontoni et al. [2013] also use piezoelectric energy harvesters embedded within shoes to power active RFID tags for indoor localization. The range of application is not limited to scenarios involving humans. Dopico et al. [2012], for example, demonstrate a herd localization system powered solely by harvesting energy from cattle movement.

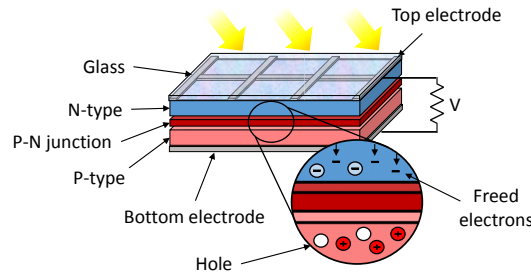


Fig. 6. Simplified model of a photovoltaic cell.

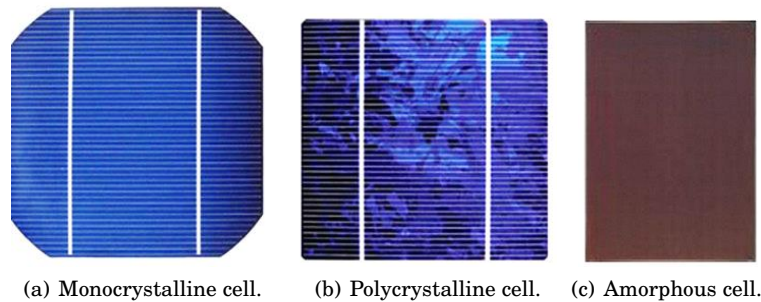


Fig. 7. Different types of solar cells.

#### 4. ENERGY HARVESTING → RADIANT SOURCES

Radiant energy is the energy carried by electromagnetic radiations when they disperse from a source to the surrounding environment. The most common form of radiant energy is, of course, solar light. However, light radiation may or may not be visible. Besides light, a source of radiant energy that recently received increased attention are pre-existing radio-frequency (RF) transmissions.

##### 4.1. Extracting Energy from Visible Light

The *photoelectric* effect allows one to extract energy from electromagnetic radiations below the infrared spectrum, with solar (visible) light as the primary example. Photovoltaic cells, leveraging the photoelectric effect, are one of the most mature energy harvesting technologies. As Figure 6 depicts, a photovoltaic cell—also known as solar cell—consists of a minimum of two layers of semi-conducting material, mostly silicon. One of the layers, called N-type layer, is doped with impurities to increase the concentrations of electrons. Likewise, freely moving positive charges called *holes* are introduced by doping the silicon of the other layer, thus called P-type layer. Together, P-type and N-type layers form so called P-N junctions.

When light hits the N-type layer, due to the photoelectric effect, the material absorbs the photons and thus releases the free electrons. The electrons travel through the P-N junction towards the P-type layer to fill the holes in the latter. Among the freed electrons, few of them do not find a hole in the P-type layer, and move back to the N-type layer. This occurs through an external circuit, whereby the generated current is directly proportional to the intensity of light. Thus, photovoltaic cells are generally modeled as current sources [Kang 2012].

The material used in a cell's construction mainly determines its efficiency (**EH2**), along with form factor (**EH3**) and cost (**EH5**). Monocrystalline cells, shown in Fig-

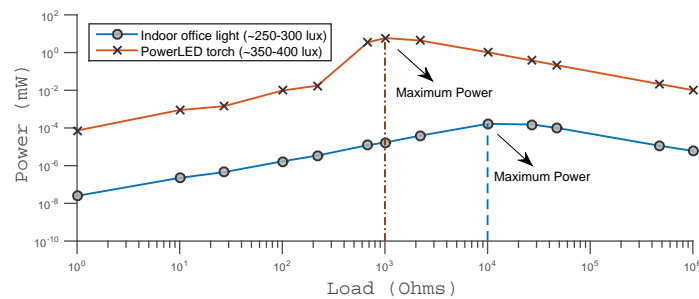


Fig. 8. Harvested power using amorphous silicon cells against different loads.

ure 7(a), use a single crystal of silicon, and are both most expensive and most efficient. However, they are not employed at micro level because of their cost. Polycrystalline cells, shown in Figure 7(b), use multiple silicon crystals and can be recognized by their shattered-glass look. They are less efficient than monocrystalline cells, but their lower cost outweighs the efficiency losses. Amorphous silicon cells—also known as *thin film* cells, shown in Figure 7(c)—are manufactured by depositing vaporized silicon on a substrate of glass or metal and may be flexible, which simplifies installation. These are both the least performing and cheaper type of cell; however, under typical indoor lighting conditions, they may outperform monocrystalline ones.

A characteristic of solar cells is the relation between their efficiency against the actual load and operating temperature. Figure 8 illustrates this relation for an amorphous cell. In conditions of office lighting, the cell gives maximum power with a load of 10,000 $\Omega$ ; when the same cell is under a PowerLED torch, it generates maximum power with a load of 1000 $\Omega$ . To leverage this phenomena, solar cells usually incorporate a Maximum Power Point Tracking (MPPT) module, which tracks the output power and applies the appropriate load to optimize the output performance. In principle, MPPT modules may similarly assist the functioning of other energy harvesting techniques [Yi et al. 2008], but their use is most commonly reported with solar cells.

Due to the high energy density of solar light (EH1) and off-the-shelf availability of existing solutions at relatively low cost (EH5), light-based energy harvesting is a popular means to power WSN nodes. The greatest advantage at micro level is the lack of moving parts, which increases robustness (EH4), and the absence of emissions or noise. Nevertheless, the overall performance strongly depends on environmental conditions, that is, on light intensity and duration.

**Reported experiences.** Many cases of light-based energy harvesting can be found in the literature. For example, Gutierrez et al. [2014] design an automated irrigation system by extending the battery lifetime of WSN nodes using solar cells. A self-sustained transmit beacon is also reported [Roundy et al. 2003a], which uses both light and vibration energy harvesting to achieve up to 100% duty cycle.

The need to employ solar energy harvesting at micro-level also motivates novel solutions compared to the mainstream use of solar cells. For example, Brunelli et al. [2008] improve the efficiency of solar cells by designing a very low power (1 mW) MPPT module for micro-level energy harvesting. Yerva et al. [2012] show a sensor device able to harvest sufficient indoor-solar energy to acquire and transmit sensor readings every minute along a collection routing tree. Differently, EnHANTs [Gorlatova et al. 2009] leverages solar radiations using organic semiconductors, enabling the use of bendable cells that facilitate deployments. The use of organic semiconductors allows the system to keep constant efficiency over different lighting levels, avoiding the need of MPPT modules. Finally, Prometheus [Jiang et al. 2005] and Everlast [Simjee and Chou 2006]

use a super-capacitor as a primary buffer to store energy; the main advantage being a reduction of the recharge cycles of the main battery, which prolongs its lifetime.

#### 4.2. Extracting Energy from Radio-frequency (RF) Transmissions

Extracting energy from pre-existing radio-frequency (RF) transmissions recently received much attention, as shown in Figure 1, due to the increasing pervasiveness of cellular stations, FM radios, and WiFi networks.

The key element of an RF energy harvesting device is the “rectenna”, that is, a special type of antenna able to convert the energy carried by electromagnetic waves directly into electrical current. A rectenna comprises a standard antenna and a rectifying circuit. The antenna captures the electromagnetic waves in the form of AC current; the rectifier performs the AC-to-DC conversion, making a rectenna resemble a voltage-controlled current source [Nimo et al. 2015]. To design an efficient rectenna, different types of physical antennas, such as patch, dipole, planar, microstrip, and uniplanar antennas, may be incorporated with different types of rectifying circuits.

RF energy harvesting evidently bears a significant potential, yet it still requires evidence of practical applicability. Several efforts are undergoing towards this end; for example, studies exist to assess the feasibility of RF energy harvesting across different bands, such as those for digital TV, GSM900, GSM1800, 3G, and WiFi [Pinuela et al. 2013; Visser et al. 2008]. These works report power levels in harvested energy from  $nW$  to  $mW$  depending on the distance from the nearest base station.

The conversion of RF transmissions into electrical current through the rectenna does not involve any mechanical process as compared to other techniques, and thus provides higher robustness (EH4). Small form factors (EH3) are attainable by employing specific types of antennas, such as micro-strip ones. In general, rectennas require highly customized solutions for a particular frequency band.

**Reported experiences.** RF energy harvesting is gaining momentum in a number of WSN applications. For example, several successful attempts exist in smart-health applications for powering wearable and implantable medical sensors from pre-existing RF transmissions. Cong et al. [2009] design a cubic millimeter-scale battery-less wireless sensor to monitor blood pressure powered by external RF sources. Similarly, Anacleto et al. [2012] build a cubic micrometer-scale rectenna able to harvest  $1 \mu W$ , which can be used to power wireless implantable sensors.

Prototypes of RF-harvesting wireless sensors for HVAC control and building automation are also reported [Olgun et al. 2012; Kurilj et al. 2014]. These harvest energy from the unlicensed 2.4 GHz ISM band, that is, the one used by WiFi, Bluetooth, and other commodity wireless devices. Being one of the most crowded portions of the spectrum, harvesting energy from these frequencies is typically very effective. General-purpose WSN platforms harvesting RF energy also exist [Parks et al. 2013; Nishimoto et al. 2010]. These provide a stepping stone to validate the practical applicability of the related harvesting techniques.

Worth noticing is that the use of RF energy harvesting goes beyond merely powering WSN devices. For example, Liu et al. [2013b], combine RF energy harvesting with backscatter communications, and create a communication primitive where devices communicate by backscattering ambient RF signals. This eliminates the need for both dedicated power sources and wires for communication.

### 5. ENERGY HARVESTING → THERMAL SOURCES

Thermal energy refers to the internal energy of an object in conditions of thermodynamic equilibrium, that is, in the absence of macroscopic flows of matter or energy, and in conditions of constant temperature. Whenever the conditions of thermodynamic

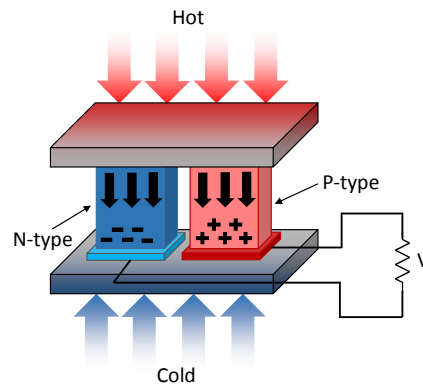


Fig. 9. Simplified illustration of thermoelectric effect leading to electrical current.

equilibrium cease to exist, the resulting matter or energy flows become usable to harvest electric energy through *thermoelectric* or *pyroelectric* techniques.

Thermoelectric techniques are based on Seebeck's effect, which is conceptually similar to the photovoltaic techniques in Section 4.1. N-type and P-type materials are employed here as well, as shown in Figure 9. As the temperature difference between opposite segments of the materials increases, charges are driven towards the cold end. This creates a voltage difference across the base electrodes, which is proportional to the temperature difference. Thus, thermoelectric harvesters can be modeled as voltage sources [Kang 2012]. Silicon wafer or aluminum oxide are typically used as a substrate material, because of their large thermal conductivity.

In contrast, pyroelectric energy harvesters leverage materials with the ability to generate a temporary voltage as their temperature is made continuously varying, much like piezoelectric materials generate a potential when they are distorted, as discussed in Section 3.1. Specifically, the temperature changes cause the atoms to reposition themselves in a crystalline structure, changing the polarization of the material. This induces a voltage difference across the crystal, which gradually disappears due to leakage currents if the temperature stays constant.

Generally, the extraction techniques operating from thermal sources have no moving parts, and are therefore more robust (EH4) to environment factors compared to other micro-level harvesters. The devices may thus achieve operational lifetimes of several years without maintenance. Because of their mode of operation, it is also relatively simple to achieve small form factors (EH3). Both thermoelectric and pyroelectric based harvesters are becoming increasingly available off-the-shelf.

**Reported experiences.** Several works exist reporting on the use of energy harvesting from thermal sources to power WSN devices. For example, Zhao et al. [2014] design a self-powered WSN node that harvests energy from temperature fluctuations in the environment. Similarly, structural health monitoring systems for oil, gas, and water pipes [Martin et al. 2012; Zhang et al. 2011] leverage thermal sources such as hot water and steam. Rizzon et al. [2013] use heat dissipated from CPUs in data centers to run a WSNs for environment monitoring. Energy harvesters based on thermal phenomena may operate both as sensors and energy harvesters [Campbell et al. 2014]; for example, by measuring temperature differences in the environment as a function of the produced energy. Also, the warmth of humans or animals may be used to power medical sensors [Lossec et al. 2013], even though the applications in these areas do not appear to leverage networking functionality.



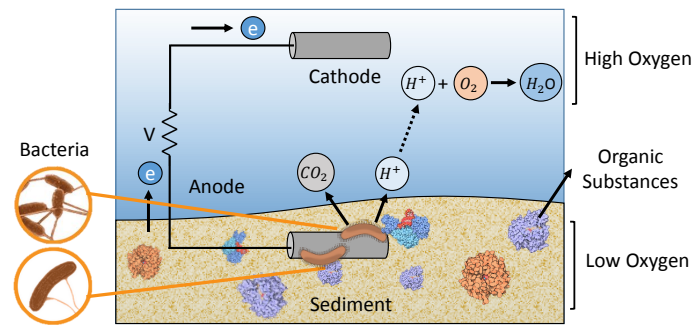


Fig. 10. Working of a microbial fuel cell: as part of their natural nutrition processing, bacteria remove electrons from organic material; these flow through an anode-cathode, battery-like, structure where the two compartments are separated in terms of their O<sub>2</sub> concentration.

## 6. ENERGY HARVESTING → BIOCHEMICAL AND CHEMICAL SOURCES

Energy harvesting may leverage forms of *biological* or *chemical* energy in specific environments. Biochemical energy is the potential of a chemical substance to produce electrical energy through a chemical reaction or through the transformation of other chemical substances. Humans embody the biochemical harvesting pathway, as we power ourselves by the conversion of food into energy through biochemical processes. Differently, the electric battery is an example that uses chemical processes to convert naturally occurring chemical reactions into electricity [Qiao et al. 2011].

Among biochemical extraction techniques, microbial fuel cells (MFC) use biological waste to generate electrical energy, as schematically shown in Figure 10. Bacteria in water metabolize biological waste by breaking it down in a process of oxidation. This results in the creation of free electrons, along with CO<sub>2</sub> and H<sup>+</sup> ions. If the environment is deficient in oxygen, an anode picks up the free electrons and transports them to a corresponding cathode where, in an environment abundant in oxygen, the reduction process completes, yielding a water molecule.

The efficiency of an MFC is thus a function of the difference in oxygen concentration across the anode and the cathode sections. This is why, for example, MFCs deployed in marine environments have the anode partly embedded in soil and the cathode placed close to the surface, at a higher oxygen concentration, as in Figure 10. MFCs are thus modeled as a voltage source in series with a resistance. As energy harvesting devices, MFCs are usually robust (EH4) and require little maintenance, as long as the renewable resource, such as biological waste, is available. Recent results also indicate the potential to harvest energy from voltage differences across the xylem of a tree bark and the soil [Love et al. 2008], using similar principles.

MFCs are usually employed to power medium-to-large scale electronic devices. For miniaturized devices, such as biomedical implants, enzymatic biofuel cells are also considered [MacVittie et al. 2013]. Enzymes are proteins generated by living organisms to catalyze chemical reactions. Unlike MFCs, enzymatic biofuel cells do not use living organisms to trigger the oxidation process, but only some of the enzymes that specific microorganisms produce, which are carefully extracted and purified for use. This results in higher energy efficiency (EH2) than MFCs, at the expense of higher production costs (EH5) [Armstrong 2010]. Moreover, the power densities of enzymatic biofuel cells vary significantly compared to MFCs, as they are typically several times smaller [Calabrese Barton et al. 2004].

Extraction techniques based on chemical processes typically focus on taking advantage of corrosion phenomena; for example, those occurring on steel bars used to rein-

force concrete structures. The two main factors responsible for the corrosion of steel in cement are carbonation and oxidation under the presence of water that seeps through cement pores. These elements, when reacting with iron (Fe), form new compounds like hydrated iron oxides ( $\text{Fe}_2\text{O}_3 \cdot n\text{H}_2\text{O}$ ) or iron oxide-hydroxide ( $\text{FeO}(\text{OH})$ , also known as rust), while releasing electrons. The portion of the steel that releases electrons acts as anode, whereas the portion of metal that accepts the electrons acts as cathode, with water acting as an electrolyte. The resulting flow of electrons is harvested in the form of electrical current.

**Reported experiences.** Several WSN applications exist where the sensed phenomena is a naturally occurring biochemical or chemical process. Reimers et al. [2001] establish the viability of powering small oceanographic sensors by demonstrating a constant output power of  $0.05 \text{ W/m}^2$  from MFCs in a marine settings. Donovan et al. [2008] design a power management system to boost the voltage of MFCs for powering wireless temperature sensors over a period of one year in natural water. Gong et al. [2011] use a tiny  $0.25 \text{ m}$  footprint MFC with average output power of  $44 \text{ mW/m}^2$  to power an acoustic modem for transmitting temperature measures over 50 days. Similarly, Kaku et al. [2008] and Dai et al. [2015] place MFCs in rice paddies and forests to power wireless sensors. Building upon the work by Love et al. [2008], Voltree Inc. devises a custom sensor platform that harvests energy from voltage differences across tree barks and soil, demonstrating a large-scale forest fire detection system [Voltree 2009; Karavas et al. 2007].

As for chemical processes, corrosion phenomena often cater for an opportunity for in-situ sensing. Qiao et al. [2011] design a steel corrosion monitoring system for reinforcing concrete structures where they harvest the needed energy from the corrosion process. Similar cases are reported in the design of sensing systems for waste water treatment [Mohan et al. 2008; Ewing et al. 2014]. Several results indicate that the corrosion process can produce energy in the range of a few  $\text{mW}$  over a period of several hours, which is sufficient to power small electronics [Qiao et al. 2014; Ouellette and Todd 2014; Sun et al. 2013].

## 7. ENERGY HARVESTING: DISCUSSION

Table II illustrates a summary view on the use of energy harvesting in WSN applications, based on a set of representative examples. Key observations we draw are:

- Energy harvesting from kinetic sources is vastly employed in WSN applications. The harvesting performance varies greatly, from few  $\mu\text{W}$  to tens of  $\text{mW}$ , as it depends on ambient characteristics and efficiency (**EH2**) of the specific technique. In many cases, the harvested energy suffices to run mainstream WSN platforms, such as the TelosB node that requires less than  $10 \text{ mW}$  to achieve 10% duty cycle [Bhatti et al. 2014]. In several applications, the ambient can supply energy in a *continuous* manner. In these cases, harvesting techniques for kinetic sources also enable continuous operation of the WSN nodes, that is, whenever ambient energy is available, the system can run using only tiny energy buffers, helping to cut down costs (**EH5**). This is contrast to the larger energy buffers, or supplementary batteries, employed whenever the ambient energy is insufficient to fully sustain the system's operation.
- Radiant sources are also popular in WSN applications; for example, when relying on solar light. The harvesting performance is in the  $\text{mW}$  range for visible light, but lowers by several orders of magnitude when harvesting from RF transmissions. This limits the application of the latter to extremely low-power settings. In both cases, the performance is strongly influenced by the size of the harvesting device, being it a solar cell or a rectenna, and by the distance from the source.



Table II. Representative WSN deployments employing energy harvesting and their key characteristics.

Energy source	Extraction technique	Application	Harvested power	Energy availability	Operation	Literature reference
Vibration	Electromagnetic	Structural health monitoring	12mW	Intermittent	Intermittent	Sazonov et al. [2009]
	Piezoelectric	Safety of vehicles	13.5uW	Continuous	Continuous	Lohndorf et al. [2007]
Vibration	Piezoelectric	Safety of agriculture machinery	724uW	Intermittent	Intermittent	Scorioni et al. [2011]
Air flow	Electromagnetic	Detection of forest fire	7.7mW (@ 3.6m/s)	Continuous	Continuous	Tan and Panda [2011]
Kinetic	Electromagnetic	Automatic HVAC	45mW (@ 9m/s)	Intermittent	Intermittent	Sardini and Serpelloni [2011]
	Electromagnetic	Water pipe monitoring	18mW	Continuous	Continuous	Morais et al. [2008]
Human motion	Piezoelectric	Biomedical implants	1mW	Intermittent	Intermittent	Almouahed et al. [2011]
Animal motion	Electromagnetic	Herd localization	N/A	Intermittent	Intermittent	Dopico et al. [2012]
Indoor light	Amorphous crystalline	Indoor applications	180uW	Intermittent	Intermittent	Roundy et al. [2003a]
Radiant	Amorphous crystalline	Smart irrigation	240mW	Intermittent	Continuous	Gutierrez et al. [2014]
	Rectenna	Outdoor sensing	60uW	Continuous	Continuous	Sample et al. [2007]
Thermal	Thermoelectric	Environment monitoring	218uW	Continuous	Continuous	Rizzon et al. [2013]
	Thermoelectric	Water metering	250uW	Continuous	Continuous	Campbell et al. [2014]
Bio-Chemical	Microbial fuel cell	Precision agriculture	310.24uW	Continuous	Continuous	Pietrelli et al. [2014]

The behavior of radiant sources is also more predictable as compared to others; sunlight can be forecast and RF transmissions are almost omnipresent nowadays. These aspects facilitate achieving perpetual operation using these harvesting techniques. Even when ambient energy is not continuously available, the intermittent supply of energy from solar light can be counteracted by equipping the nodes with suitably dimensioned energy buffers [Gutierrez et al. 2014], or by adapting the duty cycle depending on the expected energy availability [Buchli et al. 2014].

- The remaining cases of thermal and biochemical sources, besides being among the most natural forms of harvestable energy, are also those with the lowest reported performance in WSN applications, typically in the  $\mu$ W range. This might be sufficient to power individual sensors performing local data processing, but not for achieving full-fledged networking functionality. Nevertheless, compared to kinetic and radiant sources, thermal and biochemical sources exhibit unique characteristics. Energy from the ambient is continuously available, and the harvesting performance is sufficient to let the system run continuously. Extraction techniques from thermal sources also enjoy high robustness (**EH4**) because of the lack of moving parts, whereas MFCs can power WSN applications in environments where no other energy source is at disposal, as in underwater scenarios.

Table III wraps up our discussion on energy harvesting by qualitatively indicating to what extent different harvesting techniques meet the desirable properties of Section 2, independent of their reported use in WSN applications. With this, we intend to foster new directions besides the trends already apparent in the literature. We can draw the following observations from the analysis:

- Highest energy density (**EH1**) is found in visible light and human motion. Their extraction techniques; for example, based on photoelectric and triboelectric effects, enjoy high efficiency (**EH2**) and low cost (**EH5**). As all other kinetic sources, however, the latter has moving parts, which is detrimental to robustness (**EH4**).
- Extraction techniques from thermal sources and mechanical vibrations exhibit the smallest form factors (**EH3**) among available solutions. In the latter case, the process of miniaturization tends to negatively affect robustness (**EH4**).
- More than a single technique is available at a reasonable cost (**EH5**) compared to mainstream WSN technology, with the only exception of harvesting devices from air/water flows, which tend to be expensive.

The next section focuses on wireless energy transfer (WET), its relation to energy harvesting, and its use in WSN applications.

## 8. WIRELESS ENERGY TRANSFER: OVERVIEW AND DESIRABLE PROPERTIES

Energy harvesting is attractive to prolong the WSN lifetime and to possibly enable perpetual operation. However, harvesting is only possible if the system is deployed where a sufficiently high-density energy source is available. In some deployments, this is simply not the case. In other settings, the availability of energy sources may be inconsistent across the deployment area, creating an energy imbalance.

Figure 11 shows a real-world example of the latter situation, taken from the WSN deployment at the Matterhorn mountain complex [Hasler et al. 2008]. Node C, installed on the north-west side of the mountain, is not exposed to sunlight as often as nodes A and B. Applying energy harvesting from light is thus most effective only for node A and B, whereas node C would constantly enjoy a smaller energy contribution from the harvesting device.

Table III. Energy harvesting solutions against the desirable properties of Section 2. The power density ranges are taken from the the papers referenced in Table II. Conversion efficiency data, whenever available, are taken from Vullers et al. [2009] and Sudevalayam and Kulkarni [2011].

Property	Type of energy harvesting						
	Biochemical	Visible light	RF transmissions	Thermal	Vibrations	Air/water flows	Human/animal motion
Power density	Low ( $\sim 300\mu\text{W}$ )	Low ( $180\mu\text{W}$ ) to high ( $240\text{mW}$ )	Low ( $\sim 100\mu\text{W}$ )	Low ( $218\mu\text{W}$ to $250\mu\text{W}$ )	Low ( $700\mu\text{W}$ ) to medium ( $12\text{mW}$ )	Medium ( $7.7\text{mW}$ to $18\text{mW}$ )	Medium ( $\sim 1\text{mW}$ )
Conversion efficiency	N/A	$\sim 0.1\%$ to $15\%$	$\sim 33\%$	$\sim 0.1\%$ to $10\%$	N/A	N/A	$\sim 7.5\%$ to $11\%$
Form factor	Large	Small	Medium	Small	Small	Large	Small
Robustness	High	High	High	High	Low	Low	Low
Cost	Medium	Low	Medium	Low	Low	High	Low

Recent advancements in wireless energy transfer (WET), that is, the ability to wirelessly move energy in space, can decouple the sensing location from where energy harvesting is most efficiently applied. For example, WET can transport harvested energy to locations where ambient energy is scarce, as in the case of Figure 11. Moreover, WET can balance energy provisioning within a WSN characterized by non-uniform workloads, taking from energy-rich nodes and giving to energy-poor ones. Without applying WET, these situations may result in a non-functional system even when the globally-available energy would be sufficient.

Most WET techniques include two components: *i*) a *transfer mechanism*, that is, the technical solution that allows the system to move energy across space wirelessly, and *ii*) a corresponding *harvesting technique* used at the destination to gain back the energy. Therefore, energy harvesting is one, but not the only, functional component of WET. In principle, applying WET to a certain location is analogous to *artificially provisioning* an environment with *harvestable ambient energy* at that location.

Figure 12 shows the relation between transfer mechanism and harvesting technique, and may be taken as a reference throughout the coming material. The harvesting techniques are largely the same as those discussed earlier. In the following section, we therefore concentrate on the other functional component of WET, that is, on the transfer mechanism. Separating the treatment of energy harvesting and transfer mechanisms is instrumental to elicit the complementary aspects between the two.

Similar to Section 2, we identify the desirable properties that WET techniques should present. These are intended in addition to those already discussed for energy harvesting, in that the individual WET techniques necessarily include a harvesting component. Some properties might not be as relevant for WET as for energy harvesting. For example, compared to the cost (EH5) and availability of different harvest-



Fig. 11. WSN deployment on the Matterhorn cliffs: node C faces north-west and is rarely exposed to the sun.

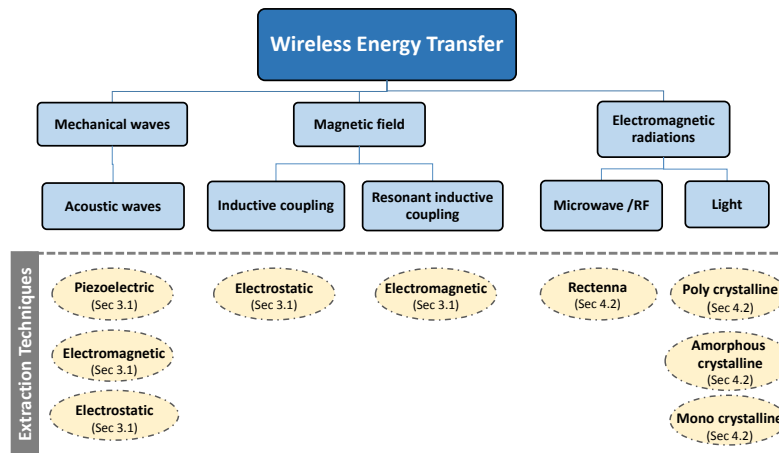


Fig. 12. Existing transfer mechanisms and corresponding harvesting techniques.

ing solutions, wireless energy transmitters such as antennas, torches, and lasers, are known to be commercially available at fairly low prices. Different than Section 2, the following properties may take *strikingly different* forms depending on the target deployment scenario:

- **WET1: high efficiency.** To be effective, a given WET technique should maintain the highest possible ratio between the energy harvested at the receiver and the one emitted by the source.
- **WET2: small form factor.** The harvesting part should operate at micro-level; the same requirement is less stringent for the transmitter part, in that the energy source is not necessarily integrated with a WSN node.
- **WET3: long range.** The operational distance of WET without considerable losses should minimally impact the deployment configuration, most often dictated by application or networking requirements.
- **WET4: high permeability.** It defines the ability to travel through obstacles of different types; certain technologies can easily traverse certain materials, such as air or water, but need line of sight or exhibit drastic losses w.r.t. other materials.
- **WET5: safety.** WET is about spreading energy in the ambient; the possibility of harming objects or persons is thus a concern, and care must be taken to determine whether a certain technique may be unsafe within its operational range.
- **WET6: routability.** It indicates technologies known to feature efficient ways to route energy across multiple hops; whereas simply harvesting received energy and using this to act as a further source is likely too inefficient.

An additional aspect is that of directionality. Existing solutions may operate in a directional fashion—with greater efficiency and range—as opposed to a omni-directional mode, which facilitates deployments by removing the need to orient the transmitters.

Next, we survey WET techniques that find application in WSNs. The discussion is driven by the transfer mechanism, as it largely determines the applicability in WSNs. The illustrative pictures shown in the next sections are *to scale* compared to each other, which enables a qualitative comparison of operational ranges.

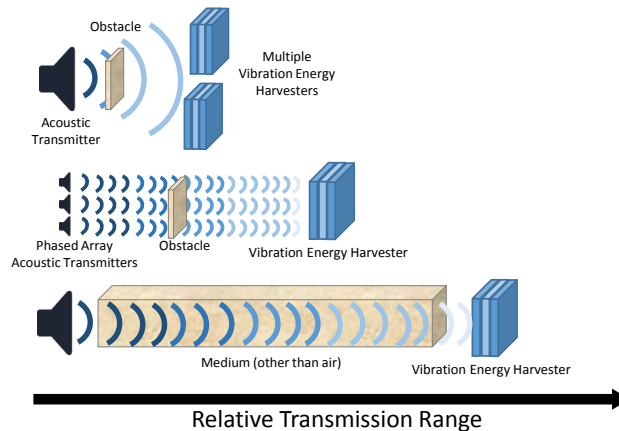


Fig. 13. Acoustic waves are compressional; therefore, the efficiency, range, and permeability depend on the medium of propagation. Given a specific medium, better performance is attainable by employing multiple harvesting devices at the receiver's end or by using phased arrays of transmitters.

## 9. WIRELESS ENERGY TRANSFER → MECHANICAL WAVES

Mechanical waves propagate as an oscillation of matter. Such oscillation transfers kinetic energy through a medium, such as air or water. Out of the existing forms of mechanical waves, acoustic waves, that is, waves that propagate because of displacement and pressure changes of the medium, are by far the most explored for WET. Acoustic waves cause a vibrational movement onto the receiving elements. This enables the use of vibrational harvesting, discussed in Section 3.1, to gain back the energy. Other kinds of mechanical waves that require more sophisticated harvesting mechanisms, such as surface waves, are comparatively less explored. This represents, in fact, a consequence of the complementary aspects between the transfer mechanism used in WET and the corresponding energy harvesting technique.

As shown in Figure 13, acoustic waves are compressional, that is, the displacement of the medium is parallel to the direction of travel of the wave. Thus, their efficiency (**WET1**), range (**WET3**), and permeability (**WET4**) are greatly affected by the medium itself. Acoustic waves travel best through solids, then liquids, and show the most resistance through air. For example, acoustic waves are shown to transfer energy through metal walls 5 cm to 8 cm thick with efficiency of 50% to 89% [Bao et al. 2008; Shoudy et al. 2007]. The efficiency in water varies from 15% to 40%; for example, Ozeri et al. [2010] achieve 39% efficiency in water at a distance of 50 mm. Whenever waves travel through air, the efficiency drops to 17% at 100 mm distance [Roes et al. 2011]. We also observe ultrasound-based solutions [uBeam 2015] appearing on the market to charge personal devices through the air.

The propagation medium, however, is often not under the control of the WSN designers. To improve the performance in given settings, multiple vibration harvesters may be installed at the receiver's end, or transmitters may be arranged in a phased array configuration, which helps travel through objects, as shown in Figure 13. Acoustic waves also enjoy slower propagation speed than other kinds of waves, such as electromagnetic ones. This makes it possible to achieve more compact designs of the transmitters as well as greater efficiency (**WET1**) for the transmission electronics at the operational frequencies [Roes et al. 2013]. Finally, in settings where the transmission medium is animal tissue or human skin, acoustic waves naturally provide better safety (**WET5**) than other techniques, such as lasers.

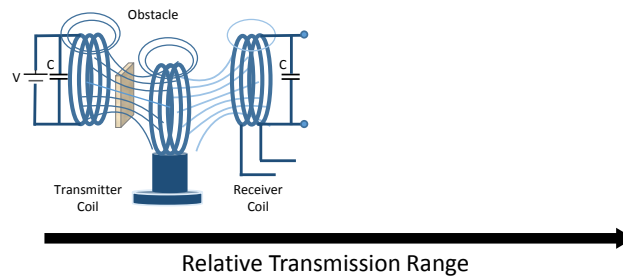


Fig. 14. Inductive resonant coupling allows medium-range energy transfers at high efficiency, and adding relay coils can further extend the range.

**Reported experiences.** A paradigmatic example is that of body sensor networks [Charthad et al. 2014; Arra et al. 2007], where safety becomes a key asset for cm- to mm-sized bio-implants. In settings where WET using electromagnetic waves is not possible or permissible, acoustic waves are often used. Examples are deployments where acoustic waves are used to power sensors embedded in metals walls, water pipelines, and gas chambers [Kluge et al. 2008; Shoudy et al. 2007; Graham et al. 2011; Hu et al. 2008]. Because of their permeability (**WET4**) properties, acoustic waves are also employed to power electronic equipment in sealed environments, such as nuclear storage facilities, where the sensors leverage piezoelectric extraction techniques to harvest the energy [Hu et al. 2003].

## 10. WIRELESS ENERGY TRANSFER → MAGNETIC FIELDS

WET techniques using magnetic fields mainly leverage energy harvesting based on electromagnetic effects. In Section 7, we already noted how the latter are vastly employed in WSN applications and enjoy good properties. Coupled with this kind of energy harvesting, two transfer mechanisms are primarily used: inductive coupling and resonant inductive coupling.

*Inductive coupling* is a near field—in the cm scale—WET technology that exploits two magnetically coupled coils. When alternate current is applied to the transmitter coil, this changes the magnetic field of the receiver coil, generating a potential. The mechanism is similar to the electromagnetic extraction mechanisms of Section 3.1, except here we use a coil instead of a magnet to disturb the magnetic field. The efficiency (**WET1**) of such a system is determined by the coupling of the coils, their distance, and alignment. Over longer distances, the vast majority of the energy is lost because of resistive losses of the transmitter coil. This technique is thus solely suitable for WSN applications where the necessary operational range (**WET3**) is not significant.

*Inductive resonant coupling*, on the other hand, adds a capacitance to each coil, thus forming a tuned LC circuit, as shown in Figure 14. When both coils resonate at a common frequency, it is possible to attain high efficiency (**WET1**) over a range a few times greater than the coil’s diameter. Kurs et al. [2007] demonstrate this effect by powering a 60 W light bulb with approximately 40% efficiency over a 2 m distance. Recent results also make this technique more flexible in terms of reciprocal orientation of the coils. For example, Sample et al. [2011a] use adaptive tuning techniques to transfer energy at 2 m with high efficiency, even when coils are not properly aligned. The same system is used to run an artificial heart [Waters et al. 2014]. Sample et al. [2011b] show that a constant efficiency of 75% is attainable within a  $65^\circ$  coil rotation angle, using continuous frequency tracking and tuning of the resonant coil structure.

Inductive resonant coupling also caters for non-radiative transmission of energy, which entails the propagation of energy is not subject to phenomena such as ab-

sorption and scattering. To this end, the magnetic field is created all around the transmitter coil, with the orientation of the receiver coil impacting the efficiency. Being non-radiative, inductive resonant coupling dissipates little energy off to resonant objects [Kurs et al. 2007], preventing spreading losses typical of acoustic waves. This technique is also permeable (**WET4**) through metals and tissues, and remains safe (**WET5**) if low levels—in the range of  $mW$  to a few  $W$ —of power is transferred. Zhong et al. [2013] show inductive resonant coupling to support routing (**WET6**) using straight-line, curved, circular, and Y-shape intermediate coils, as in Figure 14. Several commercial solutions based on resonant inductive coupling appeared [WiTriCity 2015; Qualcomm 2015; PowerByProxi 2015], improving off-the-shelf availability of this technology.

**Reported experiences.** As already mentioned, WET using inductive coupling is applicable only at very short ranges, and thus we only find experiences of resonant inductive coupling in WSNs. Nonetheless, the use of the latter technique in WSNs is arguably in its infancy, so not many works exist that report such experiences.

For example, Jonah and Georgakopoulos [2011] use resonant inductive coupling to power sensors embedded in concrete at 40 cm depth with 5.3% efficiency. Xie et al. [2012] design a WSN powered with resonant inductive coupling through a wireless charging vehicle, aiming at the optimization of the traveling path and charging times. Hancke and Vorster [2014] demonstrate powering a MicaZ node with just a 3.2 cm diameter coil, at 10% duty cycle and a distance of 80 cm. Finally, Sample et al. [2011a] use resonant inductive coupling to power an underwater WSN at a depth of 1000 m.

## 11. WIRELESS ENERGY TRANSFER → ELECTROMAGNETIC RADIATIONS

Electromagnetic radiations are a form of radiant energy released by a certain electromagnetic process. Visible light is a common type of electromagnetic radiation; other forms are instead invisible to the human eye, such as X-rays and radio waves.

Electromagnetic radiations are distinguished based on their frequency. Such distinction also impacts the techniques to gain back the energy the radiation carries, further underlining the complementary aspects of the transfer mechanism and of the corresponding energy harvesting technique. Electromagnetic radiations below the infrared spectrum—mainly visible light—pack sufficient photonic energy to use extraction techniques based on the photoelectric effect, illustrated in Section 4.1. We already noted, as reported in Section 7, how such techniques are among the most mature means for energy harvesting. Electromagnetic radiations at higher frequencies, such as microwaves and RF transmissions<sup>2</sup>, require using rectennas, discussed in Section 4.2. Still based on the discussion in Section 7, these are comparatively less developed than energy harvesting using the photoelectric effect.

### 11.1. Visible Light

It is possible to artificially generate visible light radiations and direct them towards a photovoltaic surface to enable energy transfer at a distance. Within the visible spectrum, there exist two means to transfer energy, as shown in Figure 15.

One possibility is to use the light diffused from sources such as incandescent bulbs or LEDs. This type of radiation tends to be incoherent and unfocused, thus creating spreading losses due to the light beam diverging as it travels across space. The produced light also consists of several different frequencies, thus spreading the energy across the frequency domain. Thus, this approach tends to be applicable only in the short range, due to quadratic-to-distance spreading losses and because the receiving

<sup>2</sup>Microwaves represent the 300 MHz to 300 GHz band of the electromagnetic spectrum, while RF transmissions represents the 3 MHz to 300 MHz band.



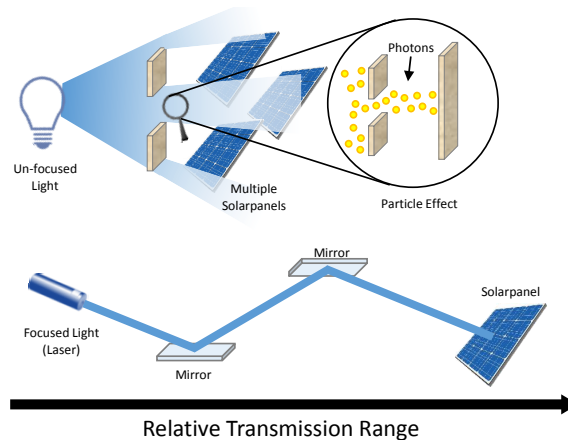


Fig. 15. WET using visible light. Incoherent sources suffer spreading and frequency losses, but also ameliorate the alignment requirements. Focused sources, such as lasers, require careful alignment, but also allow for greater efficiency and range.

cells often tend to be efficient only for a subset of the involved frequencies. As an example, Bhatti et al. [2014] show that a 1W LED can transfer a few mW, but only at very short distances.

Laser light is, on the other hand, a stimulated emission of photons that results in a coherent and focused beam of light energy. These characteristics allow a laser beam to bear minimal losses due to spreading across space, enabling efficient energy transfer at very long ranges (**WET3**), even hundreds of Km. Since the emitted light is limited to a narrow band of frequencies, the efficiency mainly rests upon the choice of the correct photovoltaic material corresponding to the used frequency bands.

Both forms of light radiation can be artificially generated from a power source, or obtained from sunlight. For example, Syed et al. [2010] use mirrors to route (**WET6**) sunlight to locations under shade, where energy harvesting using photovoltaic techniques occurs. Sunlight can be used as the lasing source in solar-pumped lasers, sparing an artificial power source [Liang and Almeida 2011]. Visible light, being not permeable to most materials, requires clear line of sight. Moreover, while normal light is generally safe (**WET5**), laser light may pose safety hazards, even at low-power rating, due to its focused nature that results in higher energy density.

**Reported experiences.** Visible light is vastly explored as a WET technique to power WSN nodes. For example, reflection systems exist that use mirrors to balance the spread of sunlight in solar-harvesting sensor networks [Liu et al. 2013a; Syed et al. 2010]. LAMP [Bhatti et al. 2014] shows a practical laser-based long-range solution for WSNs and develops a system architecture able to power a TelosB node with 10% duty cycle at a distance of 100 m using a 0.8 W laser. Wang et al. [2012] use laser light to simultaneously power multiple nodes by diffusing the light through phosphorus surfaces, eliminating the need to accurately localize the receiver nodes. Using a 3 W laser source, they are able to harvest 85  $\mu$ W at a distance of 1.5 m.

## 11.2. Microwaves or RF Transmissions

Electromagnetic radiations at frequencies higher than visible light carry energy that can be gained back using a rectenna, described in Section 4.2. This kind of WET is extensively studied for long-distance energy transfers—in the order of several Km—and for high-power systems. Existing literature reports the use of these techniques to power airplanes [Schlesak et al. 1988], helicopters [Brown 1969], and even satel-



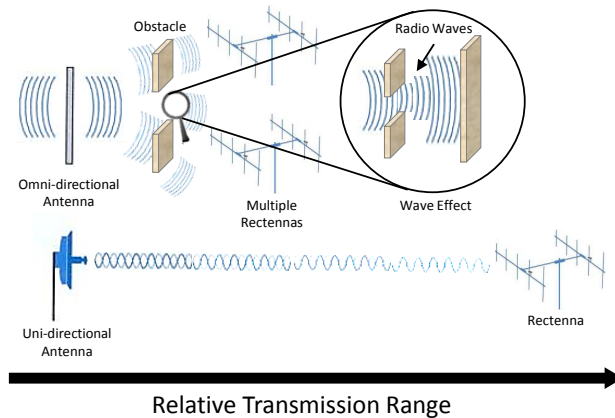


Fig. 16. WET using microwaves and RF transmissions. Large antennas are typically required, hampering their application to WSN-size devices. Omni-directional antennas pose less stringent line-of-sight requirements, but are less efficient because of spreading losses.

lites [Matsumoto 2002]. These techniques, however, also require line of sight because of the low permeability, as well as a tracking mechanism to localize the receiver, due to directional energy transfer towards a moving target.

As shown in Figure 16, using an omni-directional antenna, such requirements become less stringent than for laser power beaming and the transfer mechanism is safer (**WET5**), at the cost of higher spreading losses similar to unfocused sources of visible light. Ensuring safe operation of these systems is an actively researched topic. For example, algorithms exist to interrupt transmitters to avert dangerous continuous radiations [Dai et al. 2014a], or to adjust their transmission power [Dai et al. 2014b] to avoid safety hazards while retaining an efficient energy transfer.

Because of longer wavelengths, a large antenna is also normally required at both the source's and the receiver's end, in principle hampering the application to WSNs because of large form factors. Several efforts exist to miniaturize the rectenna design [Soltanzadeh et al. 2013; Moon et al. 2013; Soltanzadeh et al. 2014; Sun et al. 2012]. The problem, however, is still open, in that no established solution is available. The size restriction on the receiver antenna, which should be on par with the size of the WSN device, still represents a limiting factor. For example, Bhatti et al. [2014] show that a commercial 3W RF power transmission system [PowerCast 2009] can generate mW of power only at a few cm.

**Reported experiences.** Computational RFIDs [Gummesson et al. 2010], together with the recent push for highly miniaturized  $\mu$ W-level WSN platforms [Kuo et al. 2014] point to a class of systems that may benefit from WET through microwaves and RF transmissions. Powercast chips [PowerCast 2009] and the WISP node [Smith et al. 2006] represent concrete platforms available to evaluate the limits and applications of RF energy transfer in WSNs [Tong et al. 2010]. As an example, Peng et al. [2010] build a prototype system with a Powercast transmitter on top of a mobile robot, and equip the WSN devices with a wireless energy receiver. An energy station monitors the energy level of the WSN nodes and routes the robot accordingly. Similarly, Tong et al. [2010], Li et al. [2011], and Dai et al. [2013] also study deployment configurations, scheduling, and near-optimal routing of a mobile node to wirelessly recharge WSN nodes using a Powercast transmitter. Mishra et al. [2015] show that multi-hopping is also possible when employing WET with RF transmissions, which may increase the operational range.

Table IV. Representative WSN deployments employing WET and their key characteristics.

Technologies	Setting	Performance	Efficiency	Range	Literature reference
Acoustic waves	Biomedical	100 W	54%	3 cm (Skin)	Charthad et al. [2014]
	Biomedical	62.5 mW	21-35%	105 mm (Skin)	Arra et al. [2007]
	Through metal wall	30 mW	–	7 mm (Aluminum)	Kluge et al. [2008]
Magnetic fields	Through metal wall	0.25 W	–	5.7 cm (Steel)	Shoudy et al. [2007]
	Resonant inductive coupling	–	5.3%	40 cm (Concrete)	Jonah and Georgakopoulos [2011]
Electro-magnetic radiations	Underground sensors	–	0.8%	5 m (Air)	Hancke and Vorster [2014]
	Microwave /RF transmissions	45 mW	1.5%	10 cm (Air)	Peng et al. [2010]
Visible light	Through air	7 mW	–	100 m (Air)	Bhatti et al. [2014]
	Through air	85 $\mu$ W	–	1.5 m (Air)	Wang et al. [2012]

## 12. WIRELESS ENERGY TRANSFER: DISCUSSION

To provide a summarizing view of how WET is employed in WSN applications, Table IV shows representative efforts in this area, along with their key features. Based on these, we draw the following observations:

- WET using acoustic waves, due to its high permeability (**WET4**), is often employed to power sensors in sealed or inaccessible environments, such as bio-medical implants and areas behind metal walls. The reported performance is in the  $mW$  scale with efficiency (**WET1**) from 21% up to 54%. Compared to the general state of the art, these figures represent a best-case performance in real-world deployments. In contrast, the practical feasibility of WET using acoustic waves in WSN applications is limited by its operational range (**WET3**), which rarely exceeds a few cm.
- Magnetic fields as a means to implement WET also enjoy high permeability (**WET4**), yet through different materials than acoustic waves, enabling WSN deployments underground or inside concrete structures. Compared to WET using acoustic waves, however, the attainable efficiency (**WET1**) is one to several orders of magnitude lower, while the operational range (**WET3**) is distinctively larger only when transferring through air. In the few cases where performance figures are indicated,  $mW$  scale energy transfers are reported across tens of cm.
- WET through electromagnetic radiations shows different performance when using visible light or microwaves/RF transmissions. Because of low permeability (**WET4**), WSN applications leveraging this technique are mainly limited to transfers through air. Efficiency (**WET1**) is comparable to that of magnetic fields, whereas the operational range (**WET3**) may reach hundreds of m while keeping  $mW$  scale performance at the receiver. In WSN applications, this performance is often achieved by means of a directional beam; for example, using laser light, provided line of sight and an accurate transmitter-receiver alignment is attainable.

Table V concludes the discussion by qualitatively illustrating how different WET techniques cater for the desirable properties of Section 8. Again, we do this independent of their reported use in WSN applications to foster new directions regardless of already existing efforts. Key observations are:

- Most efficient (**WET1**) techniques appear to be magnetic fields using resonant inductive coupling and visible light. The former enjoys better permeability through solids (**WET4**), whereas the latter has greater operational ranges (**WET3**).
- WET using visible light may also provide small form factors (**WET2**) compared to all other techniques, but it may pose safety (**WET5**) hazards when using lasers, due to the high energy density.
- WET using electromagnetic radiations is, in principle, most suited to scenarios needing long operational ranges (**WET3**), also because of the routability (**WET6**) properties that both visible light and microwaves/RF transmissions enjoy.
- High permeability (**WET4**), in contrast, is provided by acoustic waves and resonant inductive coupling, especially through solids. Only the latter is routable (**WET6**).

The following section opens the last part of the article, providing a set of overarching considerations that begin with mapping energy harvesting and wireless transfer techniques back to the characteristics of target WSN deployments.

## 13. MAPPING WSN ENVIRONMENTS TO HARVESTING AND TRANSFER TECHNIQUES

The discussion thus far points out the applicability of energy harvesting and wireless transfer techniques as a function of the target environment. In light of this discussion, we give the reader a set of guidelines to gauge the most appropriate solution based

Table V. WET against the desirable properties of Section 2.

Efficiency	WET technique				
	Acoustic	Inductive coupling	Resonant inductive coupling	Microwaves/ RF transmissions	Light
Performance	Medium	Low	High	Medium	High
Form factor	Medium	Medium	Medium	Big	Small
Range	Medium	Medium	Low	High	High
Permeability	High	Low	High	Low	Low
Safety	Medium	High	High	Medium	High (diffused)/ Low (lasers)
Routability	No	No	Yes	Yes	Yes

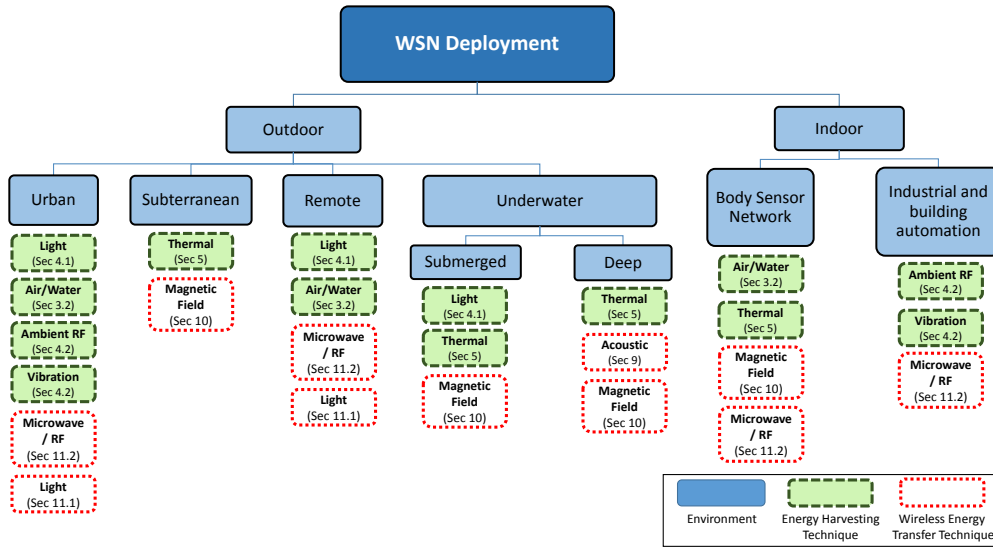


Fig. 17. Mapping from WSN deployment environments to energy harvesting and wireless transfer.

on the characteristics of the deployment. To this end, we distill a set of paradigmatic WSN deployment environments and map energy harvesting and wireless transfer back to them. Figure 17 pictorially illustrates the mapping.

### 13.1. Outdoor Environments

Early literature on battery-operated WSNs included numerous reports on outdoor deployments with little infrastructure support [Estrin et al. 1999; 2002; Singh et al. 2007; Tolle et al. 2005], including remote [Mainwaring et al. 2002], harsh [Lorincz et al. 2006], underwater [Heidemann et al. 2006], and subterranean [Markham et al. 2010; Thiele et al. 2008; 2010] locations. Later, outdoor deployments in urban areas also received considerable attention [Filipponi et al. 2010; de Alvarenga et al. 2014; Wan et al. 2012]. Each of these environments features distinctive characteristics that may alter the choice of the most suitable energy harvesting or wireless transfer solution.

**Outdoor environments** → **remote**. Locations that lack human infrastructure in the vicinity are, for example, forests, deserts, glaciers, and volcanoes. In such locations, solar light remains perhaps the single most likely natural source of energy, which can be extracted as explained in Section 4.1. Nonetheless, other forms of energy harvesting

may be feasible in these locations, such as harvesting energy from air or water flows, as illustrated in Section 3.2, and from thermal gradients, as discussed in Section 5.

WSNs deployed in remote environments may also benefit from WET. The availability of the aforementioned energy sources, indeed, can vary significantly, both temporally and spatially. Larger harvesting units can be deployed at locations with abundant harvestable energy, later re-distributed through WET. While other techniques might also be suitable in specific scenarios, the potentially large distances favor WET using lasers or microwaves, illustrated in Section 11.1 and 11.2, respectively. In the long term, it is expected that systems will be deployed catering for energy from very far; for example, if satellite stations eventually provided energy services like GPS today [Shinohara].

**Outdoor environments** → **underwater**. Underwater sensor networking differs from traditional WSNs on many accounts; for example, because of the use of acoustic waves for data transfer, which results in significantly lower bandwidth and higher latencies. The need for energy harvesting and wireless transfer is natural in these environments, since battery replacement is highly undesirable or even impossible.

*Submerged* WSN deployments, that is, located near the water surface, include applications such as monitoring water quality in rivers or lakes, and checking for occlusions in home water pipes [Metje et al. 2012; Chen et al. 2013; Campbell et al. 2014]. Since these deployments are close to the surface, it is natural to harvest kinetic energy from water waves, as described in Section 3.2. Moreover, solar energy can be harvested at the surface and transferred to the nodes below using water-permeable WET technique such as acoustic waves, illustrated in Section 9, or inductive resonant coupling, as explained in Section 10. WET through electromagnetic mechanisms, described in Section 11, is ruled out due to the high attenuation through water.

*Deep underwater* deployments observe phenomena such as sub-sea oilfields [Heidemann et al. 2006] and enjoy little or no direct access to ambient energy sources. In these scenarios, the only realistic—yet not entirely practical to date—solution is to deploy a large energy source, like a radioisotope thermoelectric generator, on the ocean floor that can transfer energy using one of the water-penetrating WET techniques.

**Outdoor environments** → **subterranean**. WSN deployments are also reported in underground colonies of animals [Markham et al. 2010; Thiele et al. 2008; 2010], inside mines [Li and Liu 2009], and in agricultural fields [Kahrobaee and Vuran 2013]. Harvesting opportunities in these locations are minimal, with the exception of vibrational and thermal sources. Vibrational sources may emerge due to movements above ground that propagate through the soil, harvested using approaches presented in Section 3.1. As an example, in agricultural fields, shallow subterranean deployments may benefit from the vibrations generated by regular movement of heavy machinery including seeders, harvesters, and mobile irrigation systems [Kahrobaee and Vuran 2013]. Thermal sources appear due to differences between soil and ambient temperatures. The extraction techniques described in Section 5 are usable there.

WET based on magnetic fields is arguably the most suitable mechanism to supply energy in subterranean deployments, due to permeability in soil. For example, a source above ground may employ inductive resonant coupling to transfer energy through soil at 10-40 cm of depth [Menon et al. 2013], employing the techniques illustrated in Section 10. The natural mobility of subterranean fauna under observation [Link et al. 2010]; for example, whenever animals come out and go back into burrows, can be exploited to transfer bulks of energy, later redistributed to nodes inside burrows using any of the short range WET technique, such as inductive resonant coupling. Similarly, for deep underground operations, such as in mines, an energy source that we may deploy in-situ may employ the routability features of WET using magnetic fields, as described in Section 10.

**Outdoor environments** → **urban**. These environments are characterized by an abundance of infrastructure for energy, transport, and living. Thus, they offer a host of sources for energy harvesting, being energy generated not just by nature, as in the case of solar light and wind, but also by humans and their activities, as in the case of RF transmissions, discussed in Section 4.2, water flows, reported in Section 3.2, or vehicle-induced vibrations, as in Section 3.1.

WET for WSNs in urban environments is, however, arguably nontrivial. Current trends indicate the possibility of eventually deploying a low-energy wireless power-grid. Cities can deploy power beaming systems; for example, using microwaves, described in Section 11.2, at locations that have best solar irradiation to gather energy and re-distribute it within a mesh of energy-distributing nodes. One such example is the “array of things” deployment in Chicago [Things 2014], where energy-distributing nodes deployed on top of light poles use microwaves to hand out harvested solar energy. Urban environments, nonetheless, impose strict safety (**WET5**) requirements, ruling out unsafe WET technologies, such as laser, in densely populated areas.

### 13.2. Indoor Environments

Market needs progressively drove the deployment of WSNs in structured indoor environments. These installations serve a multitude of purposes; for example, providing means to extend the scope and granularity of building automation systems [ZigBee 2015; Z-WAVE 2015], and replacing existing industrial wired sensors [HART Communication Foundation 2015; International Society of Automation 2015]. WSN-powered medical and smart-health applications also emerged; for example, in the form of body sensor networks (BSNs) providing one’s vital signs for real-time analysis [Cong et al. 2009; Zhang et al. 2010]. Similar to the outdoor case, every such environment bears distinctive characteristics.

**Indoor environments** → **industrial and building automation**. Most of these environments enjoy an existing wired energy distribution infrastructure. Still, energy harvesting and wireless transfer remain desirable for a number of reasons; for example, to exploit renewable energy sources or to enable rapid prototyping.

In factory environments, vibrations due to moving machines provide an abundant source of kinetic energy. The corresponding extraction techniques, as discussed in Section 3.1, are both sufficiently mature and provide reasonable performance. In buildings, numerous other harvestable energy sources exist, such as air flows induced by the operation of ventilation systems and RF transmissions due to WiFi and cellular networks. Extraction techniques apt to the former are sufficiently developed, as discussed in Section 3.2. Differently, the state of the art in rectenna design, still battling with the need to miniaturize the devices as discussed in Section 4.2, is arguably not quite at a level of widespread adoption.

WET in such energy-rich environments might facilitate seamless deployment of WSN nodes. With the advent of commercial, high intensity WET solutions [WiTriCity 2015; Energos 2015], using resonant inductive coupling, discussed in Section 10, or RF transmissions, described in Section 11, one may foresee the availability of a full energy infrastructure within buildings. WSNs installed therein can thus primarily focus on the application requirements and not on energy-conservation issues, as these technologies are provisioned for multi-watt consumer appliances, such as TVs and mobile phones, and thus easily support the  $mW$  requirement of WSNs.

**Indoor environments** → **body sensor networks (BSNs)**. Applications employing BSNs are often required to operate unattended for months or years, and yet they often exhibit varying degrees of mobility and severe form factor constraints. These charac-

teristics make applying traditional battery technology very difficult. Because of this, BSNs are often coupled with energy harvesting and wireless transfer techniques.

For example, kinetic energy sources including muscle movements and blood flows, as well as thermal energy sources such as temperature differentials, are well suited to energy harvesting in such networks. The corresponding extraction techniques, described in Section 3 and 5, are able to match the form factor constraints without impacting the node mobility. WET is also a practical solution when monitoring patients inside hospitals or at home, mainly because they are expected to be restricted in their movements, and thus remain within the range of WET mechanisms such as magnetic resonance, as described in Section 10, or light, as explained in Section 11.1. It is even conceivable that purely inductive coupling is used to transfer energy for sub-cutaneous devices, using a robotic infrastructure in a patient's vicinity [Seo et al. 2012].

#### 14. RESEARCH AGENDA

Battery-powered WSNs manifested new challenges out of the necessity to manage *finite* energy budgets against sensing, computation, and communication needs. Energy harvesting and wireless transfer fundamentally redefine these challenges, as the assumption of a finite energy budget is replaced with that of potentially *infinite*, yet *intermittent* energy supply. This profoundly impacts every aspect of wireless sensor networking, ultimately including the pattern of operation. This will eventually transform from the traditional sense-compute-transmit to a *harvest-sense-compute-transmit-share*, that is, beginning and ending with energy- and not data-related tasks.

Based on this observation, we identify four major areas worth additional research efforts. We discuss next the issues that we maintain are to be researched in every such area, providing specific directions for future work.

**1. Hardware design.** In energy-harvesting WSNs, the input power is a function of energy availability in the environment, and thereby heavily fluctuates. Electronics employed in battery-powered WSNs, on the other hand, feature a narrow *operational power spectrum*, that is, the range of different power inputs the electronics can withstand. This makes traditional electronics ill-suited to energy-harvesting WSNs [Yang et al. 2014]. To make things worse, the same kind of electronics often presents high surge current requirements, possibly preventing WSN nodes from (re-)booting even if energy is available.

These considerations influence every aspect of a node's hardware design, from sensors to memory, to processors, to radios. New designs are thus required that: *i*) can cope with highly variable supplies of energy, and *ii*) reduce the gap between a node's energy requirements and the generation capacity of the harvesting unit. For example, multiple operational states of the hardware, with varying performance levels and power requirements, can be defined to stretch the operational power spectrum. Efforts are currently undergoing to achieve these objectives [Kuo et al. 2014], yet the challenge is arguably far from being fully addressed.

**2. Networking energy.** The integration of energy harvesting in traditional WSNs does not pose significant challenges, as it requires extensions—in the form of a harvesting unit—that only impact individual nodes.

The case is different when applying WET. Energy, previously considered as a node's local commodity, now becomes a deployment-wide shareable resource. How to concretely take advantage of this conceptual leap is still quite unclear. For example, one needs to understand how to schedule energy transfers; what amount of energy to transfer; and whom to transfer energy to, which may further require accurate localization when using directional techniques. Some recent work started exploring these questions [Zhu et al. 2012; Zhu et al. 2010; Li et al. 2011], providing early evidence of

the opportunities enabled by embedding a notion of a energy distribution as a first class concept that impacts both the sensing functionality and communication stack of WSNs. Data- and energy-networking will need to be co-designed, and an *energy management stack* be integrated to serve energy distribution requests. The possible design choices are also several. For example, scheduling energy transfers is achievable with static policies like *earliest-dead first*, or based on application-specific requirements.

Because of the characteristics of current energy harvesting and wireless transfer technologies, we may also need to redefine the roles of different nodes. A homogeneous network model, which considers every node to be equally capable of energy harvesting and wireless transfer, is hardly feasible. As discussed in Section 8, for example, deployment constraints may create significant imbalances in the ability to harvest energy. As a result, a tiered network model is probably more appropriate, similar to RFID systems. More capable nodes will be responsible for generating energy, perhaps from a renewable ambient source, and for transferring it to less capable in-situ devices that harvest and consume it. A similar model was repeatedly advocated for data networking [Estrin et al. 1999; Schmid et al. 2010]; the integration of an energy management stack is only going to make these efforts more relevant.

**3. System software.** The ability to harvest energy from the ambient is also changing how the system software operates, including operating systems and data networking. In addition to being energy-aware, systems must be *supply-aware*, that is, able both to accommodate intermittent supplies of energy and to withstand power outages.

Operating systems must be capable of stretching an application’s processing across periods of energy unavailability, letting the system *resume*, and not restart, the previously-running tasks. Efficient solutions to this problem, however, are far from straightforward. For example, periodically checkpointing the entire system state for later resumption is likely inefficient. Strategies must be conceived to decide when to checkpoint based on the current system state and remaining running time, doing so with minimal disruption of the application’s processing. Some works in the area of computational RFIDs [Ransford et al. 2011] resonate with some of these considerations, yet the specific solutions are difficult to port to WSNs because of the significant degree of decentralized processing that characterizes the latter. Efficient state retention techniques for modern WSN platforms exist [Bhatti and Mottola 2016], yet it is also likely that only parts of the system state are to be checkpointed, or that state information bear time-dependent validity constraints; for example, when using sensor data to enact decisions on the environment. Developers need to be given ways to express these aspects in their programs; for example, through proper language constructs.

Challenges also exist for data networking. A better understanding of how existing protocols are influenced by periods of energy unavailability is required in the first place. It may be argued, for example, that nodes running out of energy and later resuming are analogous to nodes crashing and eventually being replaced. This argument, however, plainly depends on the time scales at hand. A more robust approach would dissect the relevant networking mechanisms, such as neighborhood management and packet forwarding in routing protocols, and possibly design ways to adapt these mechanisms to an intermittent computing pattern. *Anytime algorithms* [Zilberstein 1996]—returning a valid solution at any point in their execution—may provide a means to this end.

The OS-level and networking challenges meet when thinking of the issues possibly arising whenever the state of a node resuming after a period of energy unavailability shows *inconsistencies* against the state of nodes enjoying different energy supplies. This may create ripple effects that ultimately worsen performance, as it was already recognized in the literature in the context of software failures [Chen et al. 2009]. In



principle, addressing these issues would require coordinating checkpoints on a system- or neighborhood-wide scale, making sure that nodes resume from a state that remains meaningful compared to that of other nodes. These considerations may bring back to life a whole body of work on distributed checkpointing [Koo and Toueg 1986], now cast in a domain of resource-constrained devices operating across multi-hop topologies.

**4. Environment models and tools.** The need for accurate environment models is clear already in battery-operated WSNs. For example, models of wireless propagation in a given deployment may serve simulators or pre-deployment tools that allow users to establish performance vs. cost trade-offs. Obtaining this kind of models is a challenge, as the relevant environment features are difficult to identify.

In a similar vein, obtaining models of energy propagation or availability in a given environment is also complex. As for energy propagation, considerations akin to wireless transmissions largely apply. In the case of energy harvesting, the general characteristics of an area may be known; for example, Southern California is sunny, the Pacific Northwest less so. However, available energy in a specific location varies greatly over short distances and time. A paradigmatic example is that of sun-flecks: rapidly moving solar spotlights on the forest under story [Leakey et al. 2005]. Their presence or absence can greatly change solar irradiation on ground, yet their patterns are surprisingly complicated.

Confronted with these challenges, we need to conceive suitable environment models and incorporate them in concrete tools to help users understand the energy nature of the environment, enable pre-deployment simulations to understand performance vs. cost trade-offs, assist debugging at deployment time, and enable remote tuning and adaptive management of network-wide energy. Designing such tools, in turn, raises several questions; for example, how to trade accuracy vs. processing times in the simulation of energy-harvesting WET-enabled WSNs? How long do we need to observe a site to gain sufficient information for feeding the models? What level of spatial granularity is required to obtain trustful estimates for a given site?

## 15. CONCLUSION

Energy harvesting and wireless transfer are gradually finding their way in WSNs. The former can mitigate the energy constraints of traditional battery-powered WSNs, and possibly achieve the longstanding vision of perpetual deployments. However, the feasibility of a particular energy harvesting technique is deployment-specific. WET can overcome these limitations by provisioning an energy-deficient environment with abundant harvestable energy. Because of these crucial features, a plethora of research work appeared on these subjects.

In this article, we defined desirable properties that energy harvesting and wireless transfer techniques must present to enable their use in WSN applications, we surveyed and classified existing solutions, and argued about their applicability in different deployment environments. Although the initial upsurge in these fields is clearly visible, a lot remains to be researched to reap maximum benefits. For example, the gap between the efficiency of existing techniques and the energy demands of WSN nodes is to be reduced further. Moreover, WET makes energy become a network wide shareable resource, fundamentally impacting the pattern of system operation. As a result, a number of further research directions open up involving hardware design, networking energy, system software, environment models, and tools.

**Acknowledgments.** This work was partly supported by the Cluster Projects “Zero-energy Buildings in Smart Urban Districts” (EEB), “ICT Solutions to Support Logistics and Transport Processes” (ITS), and “Smart Living Technologies” (SHELL) of the Italian Ministry for University and Research, by VINNOVA, the Swedish Agency for

Innovation Systems, and by “Higher Education Commission (HEC) grant 2306”, Pakistan.

## REFERENCES

- Fayaz Akhtar and Mubashir Husain Rehmani. 2015. Energy replenishment using renewable and traditional energy resources for sustainable wireless sensor networks: A review. *Renewable and Sustainable Energy Reviews* 45 (2015).
- Shaban Almouhahed and others. 2011. The Use of Piezoceramics As Electrical Energy Harvesters Within Instrumented Knee Implant During Walking. *IEEE/ASME Transactions on Mechatronics* 16 (2011).
- Patricia Anacleto and others. 2012. 3D small antenna for energy harvesting applications on implantable micro-devices. In *Antennas and Propagation Conference (LAPC), 2012 Loughborough*.
- Robert E Armstrong. 2010. *Bio-inspired innovation and national security*. Smashbooks.
- S. Arra and others. 2007. Ultrasonic Power and Data Link for Wireless Implantable Applications. In *2nd International Symposium on Wireless Pervasive Computing, 2007. ISWPC '07*. –.
- Xiaoqi Bao and others. 2008. High-power piezoelectric acoustic-electric power feedthru for metal walls. In *The 15th International Symposium on: Smart Structures and Materials & Nondestructive Evaluation and Health Monitoring*.
- Naveed Anwar Bhatti and others. 2014. Sensors with Lasers: Building a WSN Power Grid. In *Proceedings of the 13th International Symposium on Information Processing in Sensor Networks (IPSN '14)*.
- Naveed Anwar Bhatti and Luca Mottola. 2016. Efficient State Retention for Transiently-powered Embedded Sensing. In *Proceedings of the 13th International Conference on Embedded Wireless Systems and Networks (EWSN)*.
- Suzhi Bi and others. 2015. Wireless powered communication: opportunities and challenges. *Communications Magazine, IEEE* 53, 4 (2015).
- William C. Brown. 1969. Experiments Involving a Microwave Beam to Power and Position a Helicopter. *IEEE Trans. Aerospace Electron. Systems* AES-5, 5 (Sept 1969), 692–702.
- Davide Brunelli and others. 2008. An Efficient Solar Energy Harvester for Wireless Sensor Nodes. In *Design, Automation and Test in Europe, 2008. DATE '08*.
- Bernhard Buchli and others. 2014. Dynamic Power Management for Long-term Energy Neutral Operation of Solar Energy Harvesting Systems. In *Proceedings of the 12th ACM Conference on Embedded Network Sensor Systems (SenSys '14)*.
- Michael Buettner and others. 2008. RFID Sensor Networks with the Intel WISP. In *Proceedings of the 6th ACM Conference on Embedded Network Sensor Systems (SenSys '08)*.
- Scott Calabrese Barton, Josh Gallaway, and Plamen Atanassov. 2004. Enzymatic biofuel cells for implantable and microscale devices. *Chemical reviews* 104, 10 (2004), 4867–4886.
- Bradford Campbell and others. 2014. Energy-harvesting Thermoelectric Sensing for Unobtrusive Water and Appliance Metering. In *Proceedings of the 2nd International Workshop on Energy Neutral Sensing Systems (ENSsys '14)*.
- Michele Ceriotti and others. 2011. Is there light at the ends of the tunnel? Wireless sensor networks for adaptive lighting in road tunnels. In *10th International Conference on Information Processing in Sensor Networks (IPSN), 2011*.
- Jayant Charthad and others. 2014. A mm-sized implantable device with ultrasonic energy transfer and RF data uplink for high-power applications. In *IEEE Proceedings of the Custom Integrated Circuits Conference (CICC), 2014*.
- James L Chen and others. 2013. A novel vertical axis water turbine for power generation from water pipelines. *Energy* 54 (2013).
- Y. Chen and others. 2009. Surviving sensor network software faults. In *Proceedings of the ACM SIGOPS 22<sup>nd</sup> Symposium on Operating Systems Principles (SOSP)*.
- Eileen Y. Chou and others. 2010. Mixed-signal integrated circuits for self-contained sub-cubic millimeter biomedical implants. In *Solid-State Circuits Conference Digest of Technical Papers (ISSCC), 2010 IEEE International*.
- W.C. Chye and others. 2010. Electromagnetic micro power generator: A comprehensive survey. In *IEEE Symposium on Industrial Electronics Applications (ISIEA), 2010*. 376–382.
- Peng Cong and others. 2009. A Wireless and Batteryless 10-Bit Implantable Blood Pressure Sensing Microsystem With Adaptive RF Powering for Real-Time Laboratory Mice Monitoring. *IEEE Journal of Solid-State Circuits* 44 (2009).

- Haipeng Dai, Lintong Jiang, Xiaobing Wu, D.K.Y. Yau, Guihai Chen, and Shaojie Tang. 2013. Near Optimal Charging and Scheduling Scheme for Stochastic Event Capture with Rechargeable Sensors. In *IEEE 10th International Conference on Mobile Ad-Hoc and Sensor Systems (MASS), 2013*. 10–18.
- Haipeng Dai, Yunhuai Liu, Guihai Chen, Xiaobing Wu, and Tian He. 2014a. Safe Charging for wireless power transfer. In *INFOCOM, 2014 Proceedings IEEE*. 1105–1113.
- Haipeng Dai, Yunhuai Liu, Guihai Chen, Xiaobing Wu, and Tian He. 2014b. SCAPE: Safe Charging with Adjustable Power. In *IEEE 34th International Conference on Distributed Computing Systems (ICDCS), 2014*. IEEE, 439–448.
- Jianing Dai and others. 2015. Electrical energy production from forest detritus in a forested wetland using microbial fuel cells. *GCB Bioenergy* 7 (2015).
- Carlito de Alvarenga and others. 2014. A notification architecture for smart cities based on push technologies. In *Computing Conference (CLEI), 2014 XL Latin American*.
- Antonio Carlos M. de Queiroz. 2013. Electrostatic generators for vibrational energy harvesting. In *IEEE Fourth Latin American Symposium on Circuits and Systems (LASCAS), 2013*. 1–4.
- Samuel DeBruin, Bradford Campbell, and Prabal Dutta. 2013. Monjolo: An energy-harvesting energy meter architecture. In *Proceedings of the 11th ACM Conference on Embedded Networked Sensor Systems*. ACM, 18.
- M. Deterre and others. 2014. Micro Blood Pressure Energy Harvester for Intracardiac Pacemaker. *Journal of Microelectromechanical Systems* 23 (2014).
- Daniele Dondi and others. 2012. A WSN system powered by vibrations to improve safety of machinery with trailer. In *Sensors, 2012 IEEE*.
- Conrad Donovan and others. 2008. Batteryless, Wireless Sensor Powered by a Sediment Microbial Fuel Cell. *Environmental Science & Technology* 42 (2008).
- Nelson I. Dopico and others. 2012. Performance assessment of a kinetically-powered network for herd localization. *Computers and Electronics in Agriculture* 87 (2012).
- Energous. 2015. WattUp. <http://energous.com/technology/>. (2015).
- Deborah Estrin and others. 1999. Next Century Challenges: Scalable Coordination in Sensor Networks. In *Proceedings of the 5th Annual ACM/IEEE International Conference on Mobile Computing and Networking (MobiCom '99)*.
- Deborah Estrin and others. 2002. Connecting the Physical World with Pervasive Networks. *IEEE Pervasive Computing* 1 (2002).
- Timothy Ewing and others. 2014. Self-powered wastewater treatment for the enhanced operation of a facultative lagoon. *Journal of Power Sources* 269 (2014).
- Luca Filippini and others. 2010. Smart City: An Event Driven Architecture for Monitoring Public Spaces with Heterogeneous Sensors. In *Fourth International Conference on Sensor Technologies and Applications (SENSORCOMM), 2010*.
- Emanuele Frontoni and others. 2013. Energy Harvesting for Smart Shoes: A Real Life Application. *2013 ASME/IEEE International Conference on Mechatronic and Embedded Systems and Applications* (August 2013).
- Yanming Gong and others. 2011. Benthic Microbial Fuel Cell as Direct Power Source for an Acoustic Modem and Seawater Oxygen/Temperature Sensor System. *Environmental Science & Technology* 45 (2011).
- Maria Gorlatova and others. 2009. Challenge: ultra-low-power energy-harvesting active networked tags (EnHANTs). In *In Proceedings of the 15th annual international conference on Mobile computing and networking Mobicom '09*.
- Daniel J. Graham and others. 2011. Investigation of Methods for Data Communication and Power Delivery Through Metals. *IEEE Transactions on Industrial Electronics* 58 (2011).
- Jeremy Gummeson and others. 2010. On the Limits of Effective Hybrid Micro-energy Harvesting on Mobile CRFID Sensors. In *Proceedings of the 8th International Conference on Mobile Systems, Applications, and Services (MobiSys '10)*.
- Julian Gutierrez and others. 2014. Automated Irrigation System Using a Wireless Sensor Network and GPRS Module. *IEEE Transactions on Instrumentation and Measurement* 63 (2014).
- Gerhard Hancke and N.A. Vorster. 2014. The feasibility of using resonant inductive power transfer to recharge wireless sensor network nodes. In *Wireless Power Transfer Conference (WPTC), 2014 IEEE*. 100–105.
- HART Communication Foundation. 2015. WirelessHART. <http://en.hartcomm.org/main.article/wirelesshart.html>. (2015).
- Andreas Hasler and others. 2008. Wireless Sensor Networks in Permafrost Research: Concept, Requirements, Implementation and Challenges. In *Proc. 9th International Conference on Permafrost (NICOP)*.

- John Heidemann and others. 2006. Research Challenges and Applications for Underwater Sensor Networking. In *Proceedings of the IEEE Wireless Communications and Networking Conference*.
- Te-Chien Hou and others. 2013. Triboelectric nanogenerator built inside shoe insole for harvesting walking energy. *Nano Energy* 2 (2013).
- Hongping Hu and others. 2008. Wireless energy transmission through a thin metal wall by shear wave using two piezoelectric transducers. In *Ultrasonics Symposium, 2008. IUS 2008. IEEE*.
- Yuantai Hu and others. 2003. Transmitting electric energy through a metal wall by acoustic waves using piezoelectric transducers. *IEEE Transactions on Ultrasonics, Ferroelectrics, and Frequency Control* 50 (2003).
- International Society of Automation. 2015. ISA100.11a. <https://www.isa.org/isa100/>. (2015).
- Xiaofan Jiang and others. 2005. Perpetual environmentally powered sensor networks. In *4th International Symposium on Information Processing in Sensor Networks, 2005. IPSN 2005*.
- O. Jonah and S.V. Georgakopoulos. 2011. Wireless power transmission to sensors embedded in concrete via Magnetic Resonance. In *IEEE 12th Annual Wireless and Microwave Technology Conference (WAMICON), 2011*.
- Salman Kahrobaee and Mehmet C. Vuran. 2013. Vibration energy harvesting for wireless underground sensor networks. In *Proceedings of IEEE International Conference on Communications, ICC 2013, Budapest, Hungary, June 9-13, 2013*.
- Nobuo Kaku and others. 2008. Plant/microbe cooperation for electricity generation in a rice paddy field. *Applied microbiology and biotechnology* (2008).
- Kai Kang. 2012. Multi-Source Energy Harvesting for Wireless Sensor Nodes. (2012).
- Stella J. Karavas and others. 2007. VoltreePower. <http://www.voltreepower.com>. (2007).
- Zahid Kausar and others. 2015. Energizing wireless sensor networks by energy harvesting systems: Scopes, challenges and approaches. *Renewable and Sustainable Energy Reviews* 38 (2015).
- M. Kluge and others. 2008. Remote acoustic powering and data transmission for sensors inside of conductive envelopes. In *Sensors, 2008 IEEE*.
- JeongGil Ko and others. 2012. Low Power or High Performance? A Tradeoff Whose Time Has Come (and Nearly Gone). In *Proceedings of the 9th European Conference on Wireless Sensor Networks (EWSN)*.
- Richard Koo and Sam Toueg. 1986. Checkpointing and Rollback-recovery for Distributed Systems. In *Proceedings of ACM Fall Joint Computer Conference*.
- Haluk Kulah and K. Najafi. 2004. An electromagnetic micro power generator for low-frequency environmental vibrations. In *17th IEEE International Conference on Micro Electro Mechanical Systems, 2004*.
- Ye Kuo and others. 2014. MBus: A 17.5 pJ/bit/chip portable interconnect bus for millimeter-scale sensor systems with 8 nW standby power. In *IEEE Proceedings of the Custom Integrated Circuits Conference (CICC), 2014*.
- Gudan Kurilj and others. 2014. A 2.4GHz ambient RF energy harvesting system with -20dBm minimum input power and NiMH battery storage. In *RFID Technology and Applications Conference (RFID-TA), 2014 IEEE*.
- Andre Kurs and others. 2007. Wireless Power Transfer via Strongly Coupled Magnetic Resonances. *Science* 317 (2007).
- Andrew Leakey and others. 2005. Physiological and ecological significance of sunflecks for dipterocarp seedlings. *Journal of Experimental Botany* 56 (2005).
- Mo Li and Yunhao Liu. 2009. Underground Coal Mine Monitoring with Wireless Sensor Networks. *ACM Trans. Sen. Netw.* 5, Article 10 (2009).
- Zi Li, Yang Peng, Wensheng Zhang, and Daji Qiao. 2011. J-RoC: A Joint Routing and Charging Scheme to Prolong Sensor Network Lifetime. In *Proceedings of the IEEE International Conference on Network Protocols (ICNP)*.
- Dawei Liang and Joana Almeida. 2011. Highly efficient solar-pumped Nd: YAG laser. *Optics express* 19 (2011).
- Bitsch Link and others. 2010. BurrowView - Seeing the world through the eyes of rats. In *Proceedings of the Second IEEE International Workshop on Information Quality and Quality of Service for Pervasive Computing (IQ2S 2010), Mannheim, Germany*.
- Peng Liu and others. 2013a. eLighthouse: Enhance Solar Power Coverage in Renewable Sensor Networks. *International Journal of Distributed Sensor Networks* (2013).
- Vincent Liu and others. 2013b. Ambient Backscatter: Wireless Communication out of Thin Air. *SIGCOMM Comput. Commun. Rev.* 43 (2013).

- Markus Lohndorf and others. 2007. Evaluation of Energy Harvesting Concepts for Tire Pressure Monitoring Systems. *Technical Digest PowerMEMS 2007 (Freiburg, Germany, 28-29 November 2007)* (2007).
- Konrad Lorincz and others. 2006. Deploying a wireless sensor network on an active volcano. In *IEEE Internet Computing*.
- Marianne Lossec and others. 2013. Sizing optimization of a thermoelectric generator set with heatsink for harvesting human body heat. *Energy Conversion and Management* 68 (2013).
- Christopher Love and others. 2008. Source of sustained voltage difference between the xylem of a potted *Ficus benjamina* tree and its soil. *PLoS one* 3 (2008).
- Xiao Lu and others. 2015. Wireless Networks With RF Energy Harvesting: A Contemporary Survey. *Communications Surveys Tutorials, IEEE* 17, 2 (2015).
- Kevin MacVittie, Jan Halamek, Lenka Halamkova, Mark Southcott, William D. Jemison, Robert Lobel, and Evgeny Katz. 2013. From "cyborg" lobsters to a pacemaker powered by implantable biofuel cells. *Energy Environ. Sci.* 6 (2013). Issue 1.
- Alan Mainwaring and others. 2002. Wireless sensor networks for habitat monitoring. In *Proceedings of the ACM Workshop on Sensor Networks and Applications*.
- Andrew Markham and others. 2010. Revealing the hidden lives of underground animals using magneto-inductive tracking. In *8th ACM Conference on Embedded Networked Sensor Systems (Sensys 2010)*. Zurich, Switzerland.
- Paul Martin and others. 2012. DoubleDip: Leveraging Thermoelectric Harvesting for Low Power Monitoring of Sporadic Water Use. In *Proceedings of the 10th ACM Conference on Embedded Network Sensor Systems*.
- Cian Mathna and others. 2008. Energy scavenging for long-term deployable wireless sensor networks. *Talanta* 75 (2008).
- Hiroshi Matsumoto. 2002. Research on solar power satellites and microwave power transmission in Japan. *Microwave Magazine, IEEE* 3 (2002).
- Unnikrishna Menon and others. 2013. Wireless power transfer to underground sensors using resonant magnetic induction. In *Tenth International Conference on Wireless and Optical Communications Networks (WOCN), 2013*.
- Nicole Metje and others. 2012. Real time condition monitoring of buried water pipes. *Tunnelling and Underground Space Technology* 28 (2012).
- Debabrata Mishra and others. 2015. Smart RF energy harvesting communications: challenges and opportunities. *Communications Magazine, IEEE* 53 (2015).
- Masaki Mizuno and D. G. Chetwynd. 2003. Investigation of a resonance microgenerator. *Journal of Micromechanics and Microengineering* 13 (2003).
- S. Venkata Mohan and others. 2008. Harnessing of bioelectricity in microbial fuel cell (MFC) employing aerated cathode through anaerobic treatment of chemical wastewater using selectively enriched hydrogen producing mixed consortia. *Fuel* 87 (2008).
- J.I. Moon and others. 2013. Design of efficient rectenna with vertical ground-walls for RF energy harvesting. *Electronics Letters* 49 (2013).
- Raul Morais and others. 2008. Sun, wind and water flow as energy supply for small stationary data acquisition platforms. *Computers and Electronics in Agriculture* 64 (2008).
- Antwi Nimo, Tobias Beckedahl, Thomas Ostertag, and Leonhard Reindl. 2015. Analysis of Passive RF-DC Power Rectification and Harvesting Wireless RF Energy for Micro-watt Sensors. *AIMS Energy* 3, 201502184 (2015).
- H. Nishimoto and others. 2010. Prototype implementation of ambient RF energy harvesting wireless sensor networks. In *Sensors, 2010 IEEE*.
- U. Olgun and others. 2012. Design of an efficient ambient WiFi energy harvesting system. *Microwaves, Antennas Propagation, IET* 6 (2012).
- S.A. Ouellette and M.D. Todd. 2014. Cement Seawater Battery Energy Harvester for Marine Infrastructure Monitoring. *Sensors Journal, IEEE* 14 (2014), 865–872.
- Shaul Ozeri and others. 2010. Ultrasonic transcutaneous energy transfer using a continuous wave 650kHz Gaussian shaded transmitter. *Ultrasonics* 50 (2010).
- Joseph A. Paradiso and Mark Feldmeier. 2001. A Compact, Wireless, Self-Powered Pushbutton Controller. In *Proceedings of the 3rd International Conference on Ubiquitous Computing*.
- Chulsung Park and P.H. Chou. 2006. AmbiMax: Autonomous Energy Harvesting Platform for Multi-Supply Wireless Sensor Nodes, Vol. 1.

- Aaron Parks and others. 2013. A wireless sensing platform utilizing ambient RF energy. In *IEEE Topical Conference on Wireless Sensors and Sensor Networks (WiSNet), 2013*.
- Yang Peng and others. 2010. Prolonging Sensor Network Lifetime Through Wireless Charging. In *IEEE 31st Real-Time Systems Symposium (RTSS), 2010*.
- Andrea Pietrelli and others. 2014. Wireless Sensor Network Powered by a Terrestrial Microbial Fuel Cell as a Sustainable Land Monitoring Energy System. *Sustainability* 6 (2014).
- M. Pinuela and others. 2013. Ambient RF Energy Harvesting in Urban and Semi-Urban Environments. *IEEE Transactions on Microwave Theory and Techniques* 61 (2013), 2715–2726.
- G. Poulin and others. 2004. Generation of electrical energy for portable devices: Comparative study of an electromagnetic and a piezoelectric system. *Sensors and Actuators A: Physical* 116 (2004).
- PowerByProxi. 2015. PowerByProxi. <http://powerbyproxi.com/>. (2015).
- PowerCast. 2009. P2110 receiver and TX91501-3W-ID transmitter. <http://tinyurl.com/powercaster>. (2009).
- Guofu Qiao and others. 2011. Remote corrosion monitoring of the RC structures using the electrochemical wireless energy-harvesting sensors and networks. *NDT and E International* 44 (2011).
- Guofu Qiao and others. 2014. Heterogeneous tiny energy: An appealing opportunity to power wireless sensor nodes in a corrosive environment. *Applied Energy* 131 (2014).
- Qualcomm. 2015. WiPower. <https://www.qualcomm.com/products/wipower>. (2015).
- Benjamin Ransford and others. 2011. Mementos: System Support for Long-running Computation on RFID-scale Devices. *SIGARCH Comput. Archit. News* 39 (2011).
- Clare E Reimers and others. 2001. Harvesting energy from the marine sediment-water interface. *Environmental science & technology* 35 (2001).
- Luca Rizzon and others. 2013. Wireless Sensor Networks for Environmental Monitoring Powered by Microprocessors Heat Dissipation. In *Proceedings of the 1st International Workshop on Energy Neutral Sensing Systems (ENSSys '13)*.
- Maurice Roes and others. 2011. Contactless energy transfer through air by means of ultrasound. In *IEEE Conference on Industrial Electronics (IECON)*.
- Maurice Roes and others. 2013. Acoustic energy transfer: a review. *IEEE Transactions on Industrial Electronics* 60 (2013).
- Shad Roundy and others. 2003a. A 1.9GHz RF Transmit Beacon using Environmentally Scavenged Energy. In *Dig. IEEE Int. Symposium on Low Power Elec. and Devices*.
- Shad Roundy and others. 2003b. A study of low level vibrations as a power source for wireless sensor nodes. *Computer Communications* 26 (2003).
- Alanson Sample and others. 2011a. Analysis, experimental results, and range adaptation of magnetically coupled resonators for wireless power transfer. *Industrial Electronics, IEEE Transactions on* 58 (2011).
- Alanson Sample and others. 2011b. Analysis, Experimental Results, and Range Adaptation of Magnetically Coupled Resonators for Wireless Power Transfer. *IEEE Transactions on Industrial Electronics* 58 (2011).
- Alanson P Sample, Daniel J Yeager, Pauline S Powledge, and Joshua R Smith. 2007. Design of a passively-powered, programmable sensing platform for UHF RFID systems. In *IEEE International Conference on RFID*.
- Emilio Sardini and M. Serpelloni. 2011. Self-Powered Wireless Sensor for Air Temperature and Velocity Measurements With Energy Harvesting Capability. *Instrumentation and Measurement, IEEE Transactions on* 60 (2011).
- Edward Sazonov and others. 2009. Self-Powered Sensors for Monitoring of Highway Bridges. *Sensors Journal, IEEE* 9 (2009).
- John Schlesak and others. 1988. A microwave powered high altitude platform. In *Microwave Symposium Digest, 1988, IEEE MTT-S International*.
- Thomas Schmid and others. 2010. Disentangling Wireless Sensing from Mesh Networking. In *Proceedings of the 6th Workshop on Hot Topics in Embedded Networked Sensors (HotEmNets '10)*.
- Stefano Scorcioni and others. 2011. A vibration-powered wireless system to enhance safety in agricultural machinery. In *IECON 2011 - 37th Annual Conference on IEEE Industrial Electronics Society*.
- Young-Sik Seo and others. 2012. Wireless power transfer by inductive coupling for implantable batteryless stimulators. In *Microwave Symposium Digest (MTT), 2012 IEEE MTT-S International*. 1–3.
- N. Shinohara. Wireless Power Transmission for Solar Power Satellite (SPS). In *Space Solar Power Workshop*.
- D.A. Shoudy and others. 2007. P3F-5: An Ultrasonic Through-Wall Communication System with Power Harvesting. In *Ultrasonics Symposium, 2007. IEEE*.
- Nuno M. Silva and others. 2013. Power management architecture for smart hip prostheses comprising multiple energy harvesting systems. *Sensors and Actuators A: Physical* 202 (2013).

- F. Simjee and P.H. Chou. 2006. Everlast: Long-life, Supercapacitor-operated Wireless Sensor Node. In *Low Power Electronics and Design, 2006. ISLPED'06. Proceedings of the 2006 International Symposium on.*
- Amarjeet Singh and others. 2007. Mobile Robot Sensing for Environmental Applications. In *Proceedings of the 6th International Conference on Field and Service Robotics*. Chamonix, France.
- Joshua R Smith and others. 2006. A wirelessly-powered platform for sensing and computation. In *UbiComp 2006: Ubiquitous Computing*. Springer.
- Ladan Soltanzadeh and others. 2013. Highly Efficient Compact Rectenna for Wireless Energy Harvesting Application. *Microwave Magazine, IEEE* 14 (2013).
- Ladan Soltanzadeh and others. 2014. A High-Efficiency 24 GHz Rectenna Development Towards Millimeter-Wave Energy Harvesting and Wireless Power Transmission. *IEEE Transactions on Circuits and Systems I: Regular Papers* 61 (2014).
- Thad Starner. 1996. Human-powered Wearable Computing. *IBM Syst. J.* 35 (1996).
- S. Sudevalayam and P. Kulkarni. 2011. Energy Harvesting Sensor Nodes: Survey and Implications. *IEEE Communications Surveys Tutorials* 13, 3 (2011).
- Guodong Sun and others. 2013. Events as Power Source: Wireless Sustainable Corrosion Monitoring. *Sensors* 13 (2013).
- Hucheng Sun and others. 2012. Design of a High-Efficiency 2.45-GHz Rectenna for Low-Input-Power Energy Harvesting. *Antennas and Wireless Propagation Letters, IEEE* 11 (2012).
- Affan A. Syed and others. 2010. Energy Transference for Sensor-nets. In *Proceedings of the 8th ACM Conference on Embedded Networked Sensor Systems (SenSys '10)*.
- Yen Kheng Tan and S.K. Panda. 2011. Self-Autonomous Wireless Sensor Nodes With Wind Energy Harvesting for Remote Sensing of Wind-Driven Wildfire Spread. *IEEE Transactions on Instrumentation and Measurement* 60 (2011).
- J. Thiele and others. 2008. Smart sensors for small rodent observation. In *Sensors, 2008 IEEE*.
- Johannes Thiele and others. 2010. *Dynamic Wireless Sensor Networks for Animal Behavior Research*. INTECH Open Access Publisher.
- Array Of Things. 2014. Array Of Things. <https://arrayofthings.github.io/>. (2014).
- I.M. Tolentino and M.R. Talampas. 2012. Design, development, and evaluation of a self-powered GPS tracking system for vehicle security. In *Sensors, 2012 IEEE*.
- Gilman Tolle and others. 2005. A macroscope in the redwoods. In *SenSys '05: Proceedings of the 3rd international conference on Embedded networked sensor systems*.
- Bin Tong and others. 2010. How Wireless Power Charging Technology Affects Sensor Network Deployment and Routing. In *IEEE 30th International Conference on Distributed Computing Systems (ICDCS), 2010*.
- E.O. Torres and G. Rincon-Mora. 2006. Electrostatic Energy Harvester and Li-Ion Charger Circuit for Micro-Scale Applications. In *49th IEEE International Midwest Symposium on Circuits and Systems (MWS-CAS)*, Vol. 1.
- uBeam. 2015. uBeam. <http://ubeam.com/>. (2015).
- K. Vijayaraghavan and R. Rajamani. 2010. Novel Batteryless Wireless Sensor for Traffic-Flow Measurement. *IEEE Transactions on Vehicular Technology* 59 (2010).
- H.J. Visser and R.J.M. Vullers. 2013. RF Energy Harvesting and Transport for Wireless Sensor Network Applications: Principles and Requirements. *Proc. IEEE* 101, 6 (2013).
- Hubregt J. Visser and others. 2008. Ambient RF Energy Scavenging: GSM and WLAN Power Density Measurements. In *Microwave Conference, 2008. EuMC 2008. 38th European*.
- Voltree. 2009. Voltree Demonstrates the First Wireless Sensor Network Powered by Trees. [http://voltreepower.com/pressReleases/pr\\_firstWirelessSensor.html](http://voltreepower.com/pressReleases/pr_firstWirelessSensor.html). (2009).
- RJM Vullers, Rob van Schaijk, Inge Doms, Chris Van Hoof, and R Mertens. 2009. Micropower energy harvesting. *Solid-State Electronics* 53, 7 (2009).
- Jiafu Wan and others. 2012. M2M Communications for Smart City: An Event-Based Architecture. In *IEEE 12th International Conference on Computer and Information Technology (CIT), 2012*.
- Ning Wang and others. 2012. One-to-Multipoint Laser Remote Power Supply System for Wireless Sensor Networks. *Sensors Journal, IEEE* 12 (2012).
- Benjamin H Waters and others. 2014. Innovative Free-Range Resonant Electrical Energy Delivery System (FREE-D System) for a Ventricular Assist Device Using Wireless Power. *ASAIO Journal* 60, 1 (2014).
- WiTriCity. 2015. WiTriCity. <http://witricity.com/>. (2015).
- Xuan Wu and Dong-Weon Lee. 2014. An electromagnetic energy harvesting device based on high efficiency windmill structure for wireless forest fire monitoring application. *Sensors and Actuators A: Physical* 219 (2014).

- Tianyu Xiang and others. Rome, Italy, November, 2013. Powering Indoor Sensing with Airflows: A Trinity of Energy Harvesting, Synchronous Duty-Cycling, and Sensing. In *Proceedings of the 11th ACM Conference on Embedded Networked Sensor Systems (SenSys'13)*.
- Liguang Xie and others. 2012. On renewable sensor networks with wireless energy transfer: The multi-node case. In *9th Annual IEEE Communications Society Conference on Sensor, Mesh and Ad Hoc Communications and Networks (SECON), 2012*.
- Liguang Xie and others. 2013. Wireless power transfer and applications to sensor networks. *Wireless Communications, IEEE* 20, 4 (2013).
- Guang Yang and others. 2014. Challenges for Energy Harvesting Systems Under Intermittent Excitation. *IEEE Journal on Emerging and Selected Topics in Circuits and Systems* (2014).
- Lohit Yerva, Brad Campbell, Apoorva Bansal, Thomas Schmid, and Prabal Dutta. 2012. Grafting Energy-harvesting Leaves Onto the Sensor Tree. In *Proceedings of the 11th International Conference on Information Processing in Sensor Networks (IPSN)*.
- Jun Yi and others. 2008. An energy-adaptive MPPT power management unit for micro-power vibration energy harvesting. In *IEEE International Symposium on Circuits and Systems, 2008. ISCAS 2008*.
- Z-WAVE. 2015. Z-WAVE. <http://www.z-wave.com/>. (2015).
- Chengjie Zhang and others. 2011. Steam-powered Sensing. In *Proceedings of the 9th ACM Conference on Embedded Networked Sensor Systems (SenSys '11)*.
- Xiaoyu Zhang and others. 2010. An Energy-Efficient ASIC for Wireless Body Sensor Networks in Medical Applications. *IEEE Transactions on Biomedical Circuits and Systems* 4 (2010).
- Chen Zhao and others. 2014. Powering Wireless Sensor Nodes with Ambient Temperature Changes. In *Proceedings of the 2014 ACM International Joint Conference on Pervasive and Ubiquitous Computing (UbiComp '14)*.
- Wenxing Zhong and others. 2013. General Analysis on the Use of Tesla's Resonators in Domino Forms for Wireless Power Transfer. *IEEE Transactions on Industrial Electronics* 60 (2013).
- Dibin Zhu and others. 2013. Novel Miniature Airflow Energy Harvester for Wireless Sensing Applications in Buildings. *Sensors Journal, IEEE* 13 (2013).
- Ting Zhu and others. 2010. eShare: A Capacitor-Driven Energy Storage and Sharing Network for Long-Term Operation. In *sensys'10*. 239–252.
- T. Zhu, A. Mohaisen, Y. Ping, and D. Towsley. 2012. DEOS: Dynamic energy-oriented scheduling for sustainable wireless sensor networks. In *Proceedings of IEEE INFOCOM*.
- ZigBee. 2015. ZigBee. <http://www.zigbee.org/>. (2015).
- Shlomo Zilberstein. 1996. Using Anytime Algorithms in Intelligent Systems. *AI Magazine* 17 (1996).